

Collaborating with the Michigan Data Hub

Now that your data has been transferred to the datahub, what's
next??

160e - Collaborating with the Michigan Data Hub



REMINDERS:

Mark your attendance on your
SCECH/CPE form


Course Name: 160e - Collaborating
with the Michigan Data Hub

Introduction

Kevin Bullard

MiDataHub

- Working with Michigan Data Hub since 2015
- Over 22 years experience in K-12 education across various roles



Introduction

Melissa Tront

Senior Integration Analyst

MiDataHub

Hey, I'm Melissa, your Senior Integration Analyst at MiDataHub.

Approaching almost a year with the team, I bring over 16 years of education and database mastery, previously orchestrating data wizardry at St. Joseph County ISD. Today, we're peeling back the layers to explore the hidden wonders of MiDataHub. Ready for the journey?

Why Invest Your Time? What Distinguishes This Presentation?



- Michigan Data Hub Then/Now
- Interoperability
- ***Embedded statewide services***
- State Reporting Services
- Take a spin through District Reports in the Cockpit
- Master the art of checking for data quality issues
- Learn to use features/dashboards to verify data

A few obstacles in Michigan....Circa 2013



- ▶ Proliferation of data systems including Student Information Systems
- ▶ Systems not integrating together
- ▶ CSV-Based Integrations that aren't well shared between districts/ISDs/SISs
- ▶ XML-Based State Reporting burdensome for districts
- ▶ Major gaps in skill sets leading to inequity in data utilization

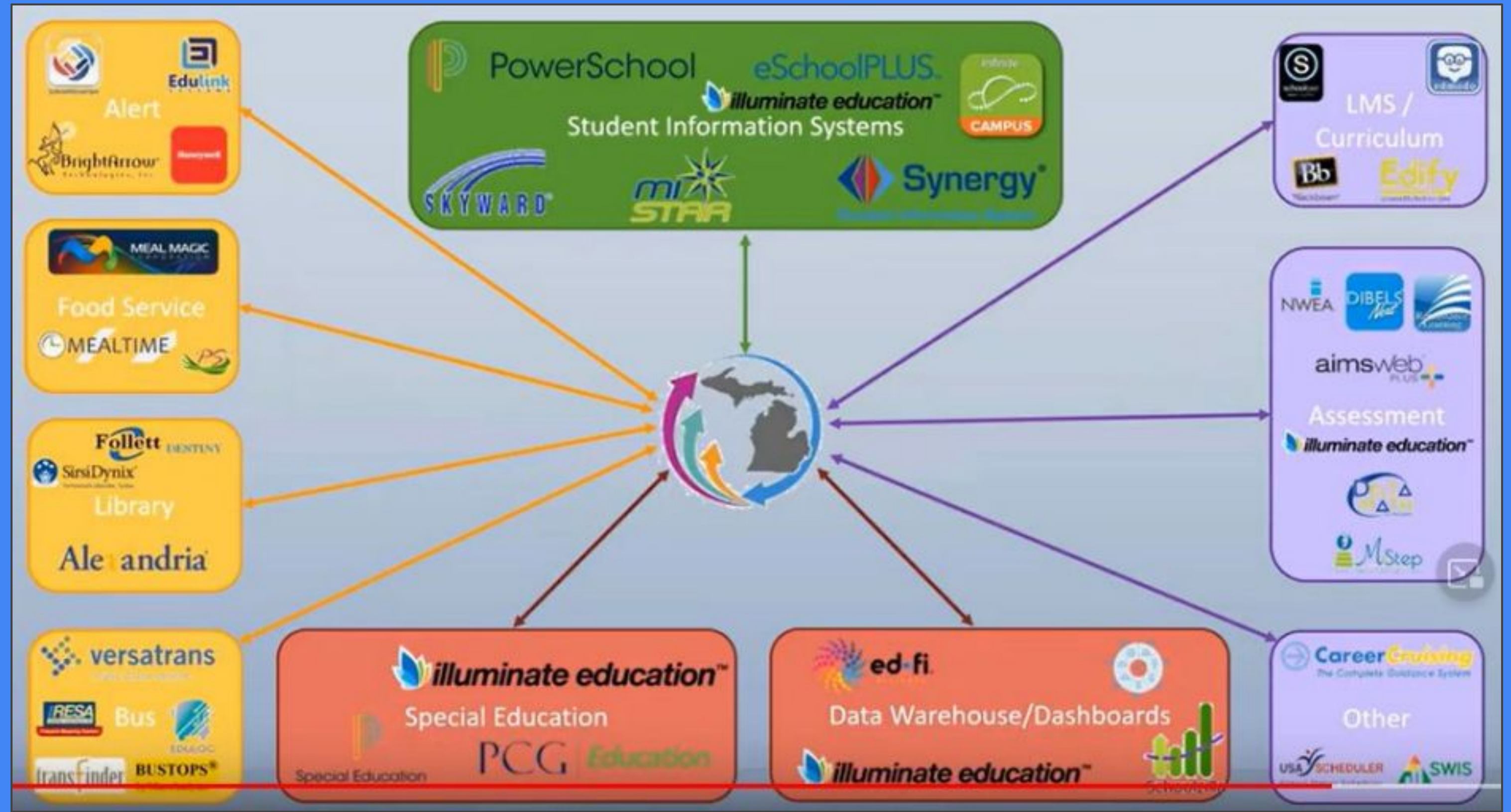
results..... up to 2024

- ▶ Addressed challenges in managing/using data across systems
- ▶ Standardization
- ▶ Districts remain in control
- ▶ Cost savings
- ▶ Shared statewide solutions (Milearn, MSDS reporting UIC Services, Snack Pack)
- ▶ 837 live districts in 2022-2023 for 1,579,379 students
- ▶ Over 10,000 Active Integration Instances

Live and Signed-Up



A quick, reliable way to connect data systems



Michigan Data Hub > Anonymized Districts > MiDataHub Demo District Hello kevin.bullard@kresa.org! Log off

Agreements - Inventory - Reports - Utilities - MSDS - Features -

Manage District: MiDataHub Demo District

Region : Michigan Data Hub
 ISD/Intermediate District Code : Anonymized Districts
 District : MiDataHub Demo District, Id: 983, Code: 900014
 District Type : LEA
 Address : , ,
 URL :
 Current School Year : 2022-2023 (populated) ▾
 SFTP Password : District Folder
 Integration Server : HUB-ETL304
 District Status : Active ▾

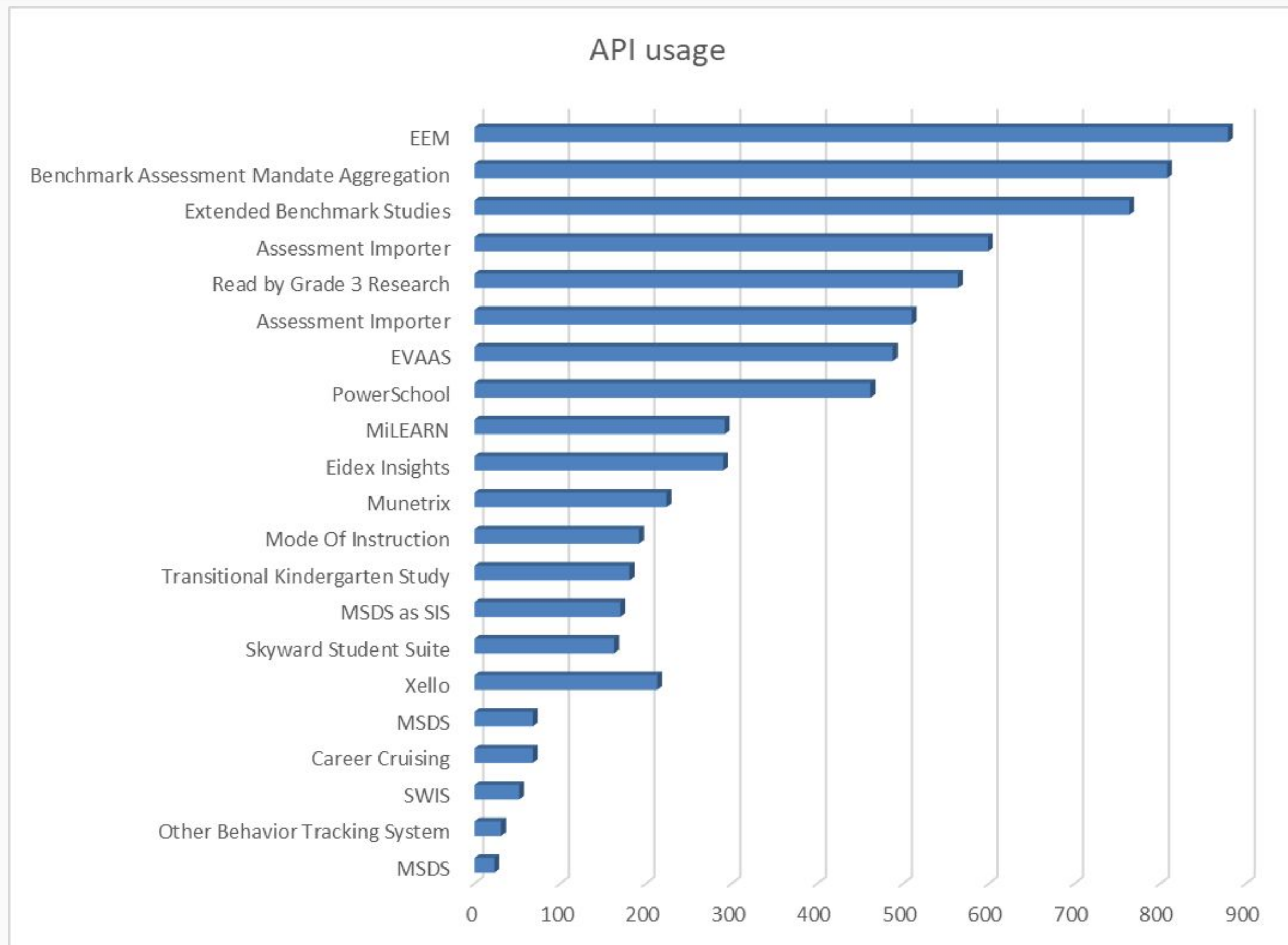
Manage Authorizations

Name	Email	Authorizations	Actions
Kevin Bullard	kevin.bullard@kresa.org	District Superintendent	<input type="button" value="Edit"/> <input type="button" value="Delete"/>
Kevin Bullard	kevinbullard@gmail.com	Technical Contact District Superintendent	<input type="button" value="Edit"/> <input type="button" value="Delete"/>
Windee Wagner	windee.wagner@kresa.org	Technical Contact	<input type="button" value="Edit"/> <input type="button" value="Delete"/>
Dirk Bradley	Dirk.bradly@kresa.org	Technical Contact	<input type="button" value="Edit"/> <input type="button" value="Delete"/>

Inbound Integrations (show all)	Outbound Integrations (show all)	API Integrations (show all)
<ul style="list-style-type: none"> Add Integration 	<ul style="list-style-type: none"> Add Integration 	<ul style="list-style-type: none"> Student Information System: Infinite Campus 1 Assessment System: i-Ready 1 Assessment System: DRC Smarter Balanced Assessments 1 Data Warehouse: Eidex Insights 1 Educational Analytics: Extended Benchmark Studies 1 Add Integration

- ▶ **API Integrations** – Ability to generate a key/secret and provide connection details to upstream and downstream systems.
- ▶ **Inbound Integrations** – Ability to load data from flat files. These are largely manually created for important data sets like assessments, discipline data, etc.
- ▶ **Outbound Integrations** – Ability to export flat files in formats needed by downstream systems.

Integrations...where we are now



API integrations on the horizon....in collaboration with Ed-Fi



- ▶ SWIS
- ▶ NWEA
- ▶ numerous other partnering vendors as it relates to legislative initiatives and requests from districts.
- ▶ How can you help?



“You can have all of the fancy tools,
but if [your] data quality is not good,
you’re nowhere.”

—Veda Bawo, Data Governance Advisory at JLL
Technologies

Data Quality - District's Role

- Tools within each SIS to verify data is transferring to MiDataHub
- Inside MiDataHub Tools
 - PreMade District Reports
 - Export Sets
 - Features/Dashboards


District Reports

Cockpit Usage

Outbound Integration Reports

Data Hub Performance

Data Quality



MSDS-General

Let's Start with
District Reports

Data Quality Reports: The Inside Scoop

AT-A-GLANCE

Provides an overview of students in the hub categorized by program, race, and food service, with clickable links for further details.

EEM ENTITY MAPPING

Comparing ODS and EEM data for districts and schools.

ROLE VALIDATION

This report displays the staff classification of users imported by your SIS, useful for MiLearn authorizations.

At a Glance Report



At-A-Glance Report for 2024 Training District
 Date Range: 7/1/2023 to 6/30/2024 Report Execution: 3/28/2024 12:22:37 PM Total pages: 2

Education Organization Id	State Identification Code	Student Count	Parent Count	Course Count
900048	900048	469	756	852

Program Name	Total Students
Special Education	53
Supplemental Nutrition Eligibility	254
Title I Part A	60

Food Services Eligibility	Total Students
Student is eligible for free-meal/milk program for current school year.	229
Student is eligible for reduced-price meal program for current school year.	25

Racial/ethnic breakdown	Total Students	Hispanic/Latino
American Indian - Alaska Native	4	0
Asian	4	0
Black - African American	16	0
Other	28	0
White	421	0

Program Participation	Total Students
3060-Section 31a At Risk	409
3500-Early/Middle College Participant	7

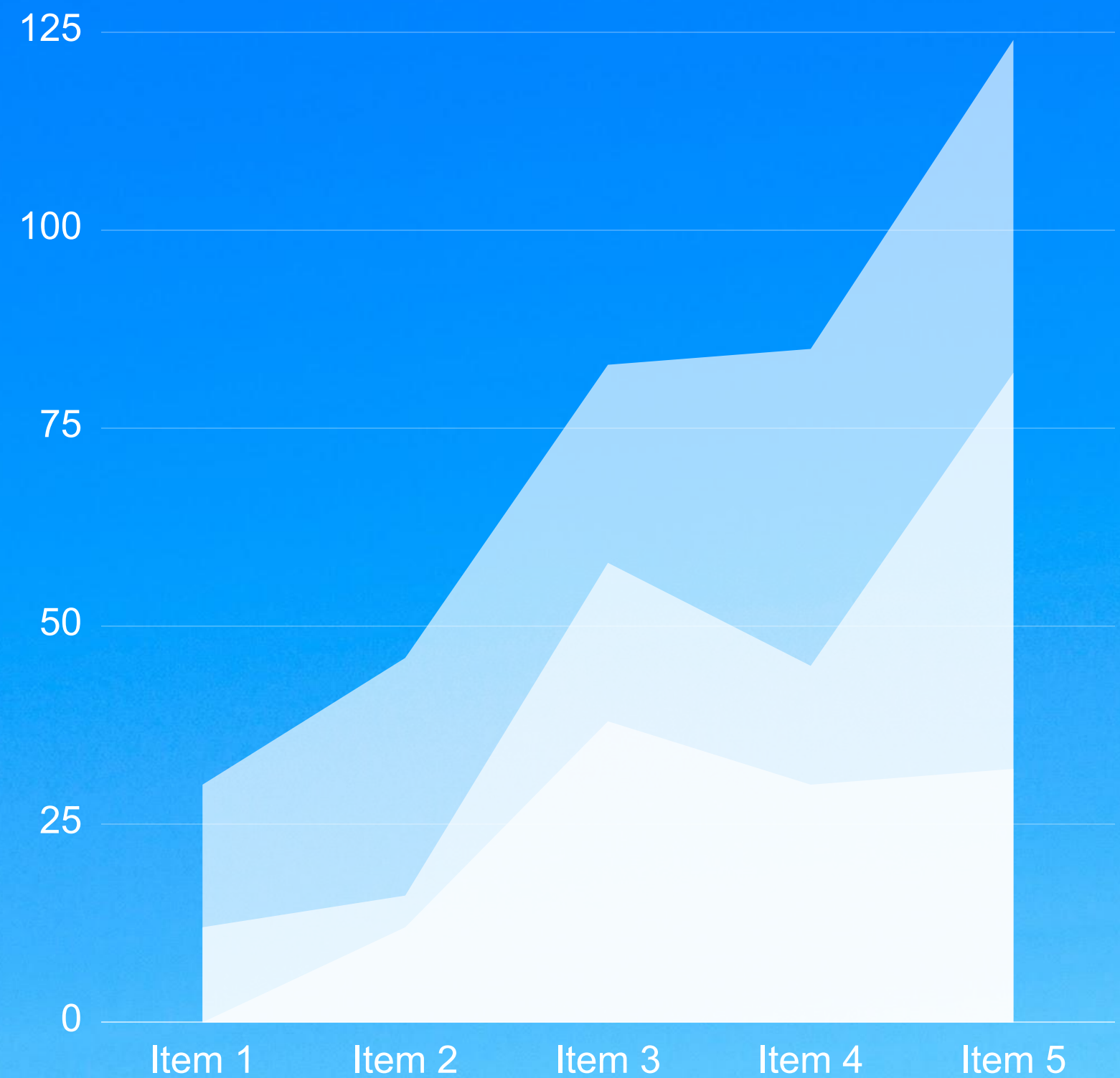


SPILL THE TEA ON YOUR FINDINGS

Every now and
then, we crave
an extra data

fix

Let's sail into the uncharted waters
of custom exports!



Export Sets That are Ready to Go

01 MANAGE CUSTOM EXPORTS

You can find it under the Reports section.

02 SELECT QUERY TAG

Take your pick from the handy drop-down menu of categorized export bundles.

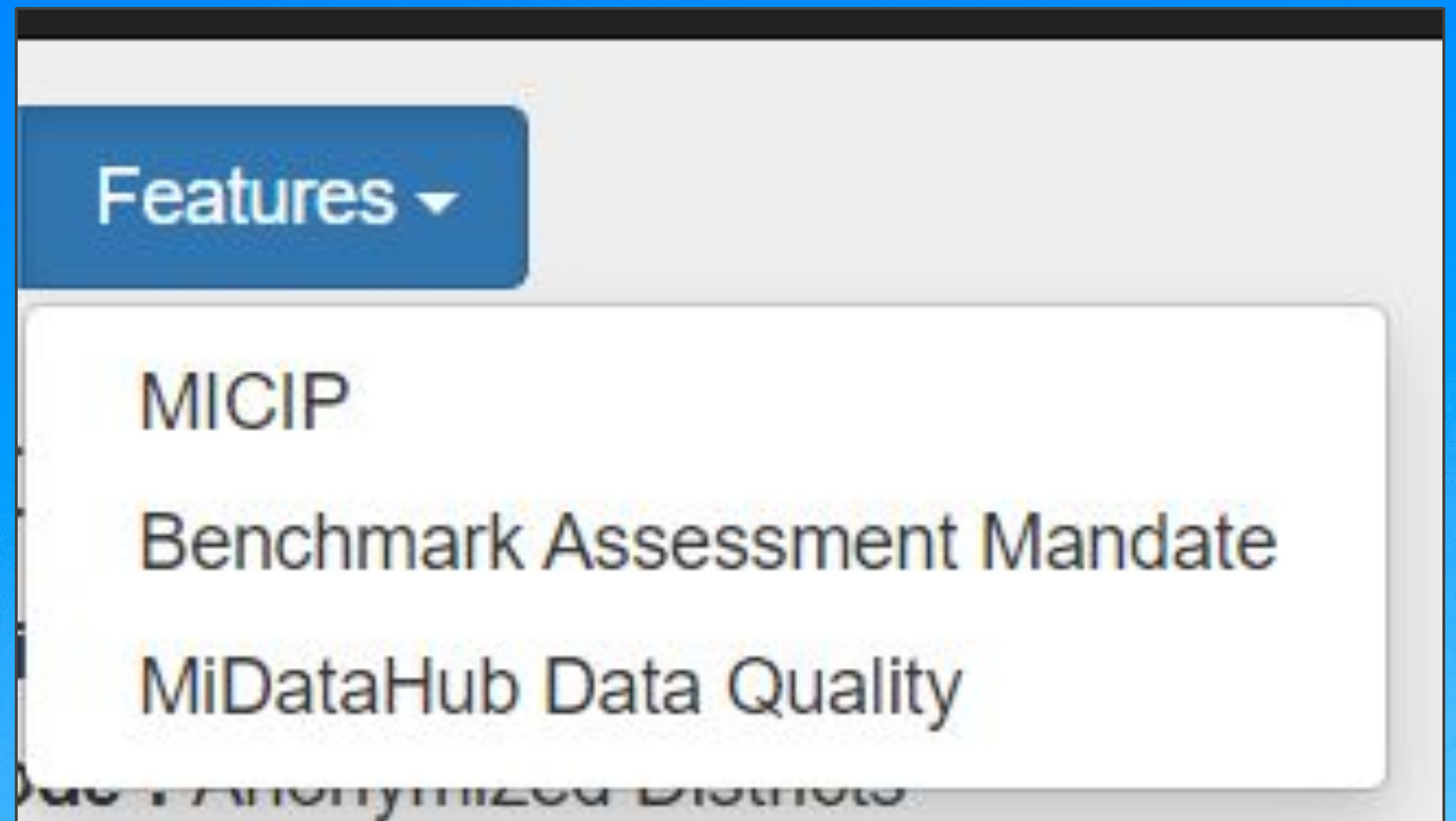
03 CREATE EXPORT SET

Sit back and let the magic unfold as all pre-built templates in the set are loaded.

04 SELECT AN EXPORT TO EXECUTE.

If you're feeling spicy, give that pre-written query a makeover!

Features/Dashboards help you identify data quality issues





Why Does Data
Quality Matter
in MiDataHub?

Legislative and Statewide Initiatives

- **Statewide Initiatives**

- UIC Services
- Snack Pack
- MiLearn
- MiEWIMS
- MiRead
- MiStrategyBank
- MiSERC

- **Legislative Initiatives**

- Benchmark Assessments
- 23G Reporting

- **STATE REPORTING**

- MiCIP
- State Benchmark Assessments
- MSDS Reporting
- CEPI Modernization

It's time to
decide who
gets to join you
in the cockpit!



Roles in the Cockpit

TECHNICAL CONTACTS

HOLD THE POWER TO
MAINTAIN USERS AND
INTEGRATIONS AND RUN
DATA QUALITY REPORTS

DATA STEWARDS

CAN RUN DATA
QUALITY REPORTS

WHICH POSITIONS IN YOUR
DISTRICT COULD USE
THESE REPORTS TO THEIR
ADVANTAGE?

K12 Service Desk



MiService Desk



K12 Fiber Transport



SEN STATE EDUCATION NETWORK



MiCHDEV

K12 Application Development



MAISA | MICHIGAN ASSOCIATION OF INTERMEDIATE SCHOOL ADMINISTRATORS

MiCH IT

K12 Data Interoperability



MICHIGAN DATAHUB



K12 Cloud Hosting



MiCloud

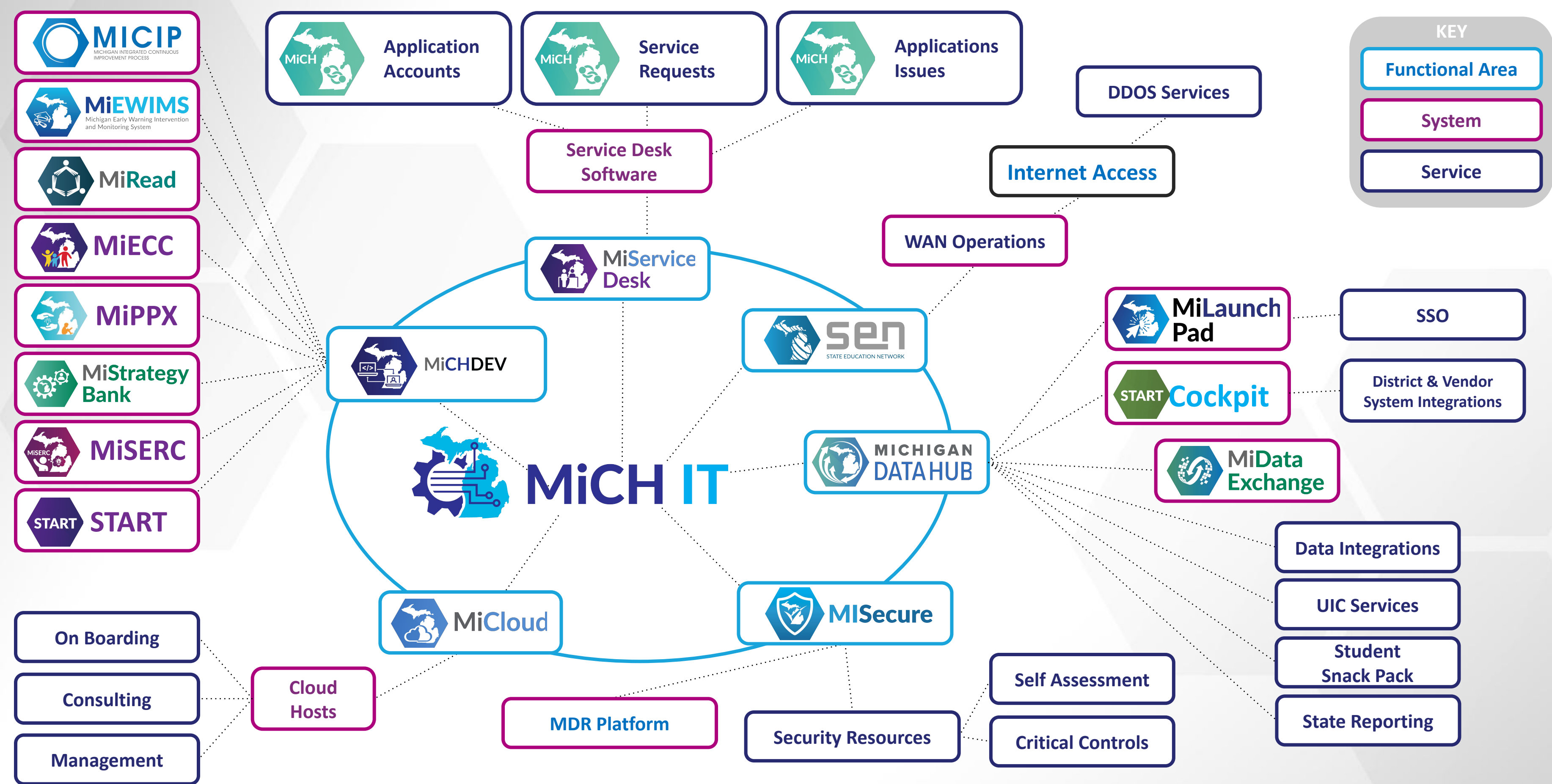
K12 Cyber Security



Ingham Intermediate School District



MiSecure





MICHIGAN
DATAHUB

Application Support

The Michigan Data Hub is a collaborative, statewide effort to address the challenges in managing and using school data by creating an ecosystem where information is exchanged between the large number of disconnected data systems used by schools.

MiDataHub Support

Need a helping hand when you return home?

Introducing Our Help Desk Portal

<https://miservicedesk.com>

