

State Budget Update

Ryan Bergan, Fiscal Analyst

Senate Fiscal Agency

Senate.Michigan.gov/sfa

rbergan@senate.Michigan.gov



Revenue Update

May 2023 Consensus Revenue Estimates FY 2022-2023

	Total	\$ Chg from Jan 23	\$ Chg from FY 22	% Chg from FY 22
School Aid Fund	\$17,741.6	\$106.5	(\$139.4)	(0.8%)
GF/GP	\$13,788.0	(\$989.9)	(\$1,424.0)	(9.4%)
Total Revenue	\$31,529.6	(\$883.4)	(\$1,563.4)	(4.7%)

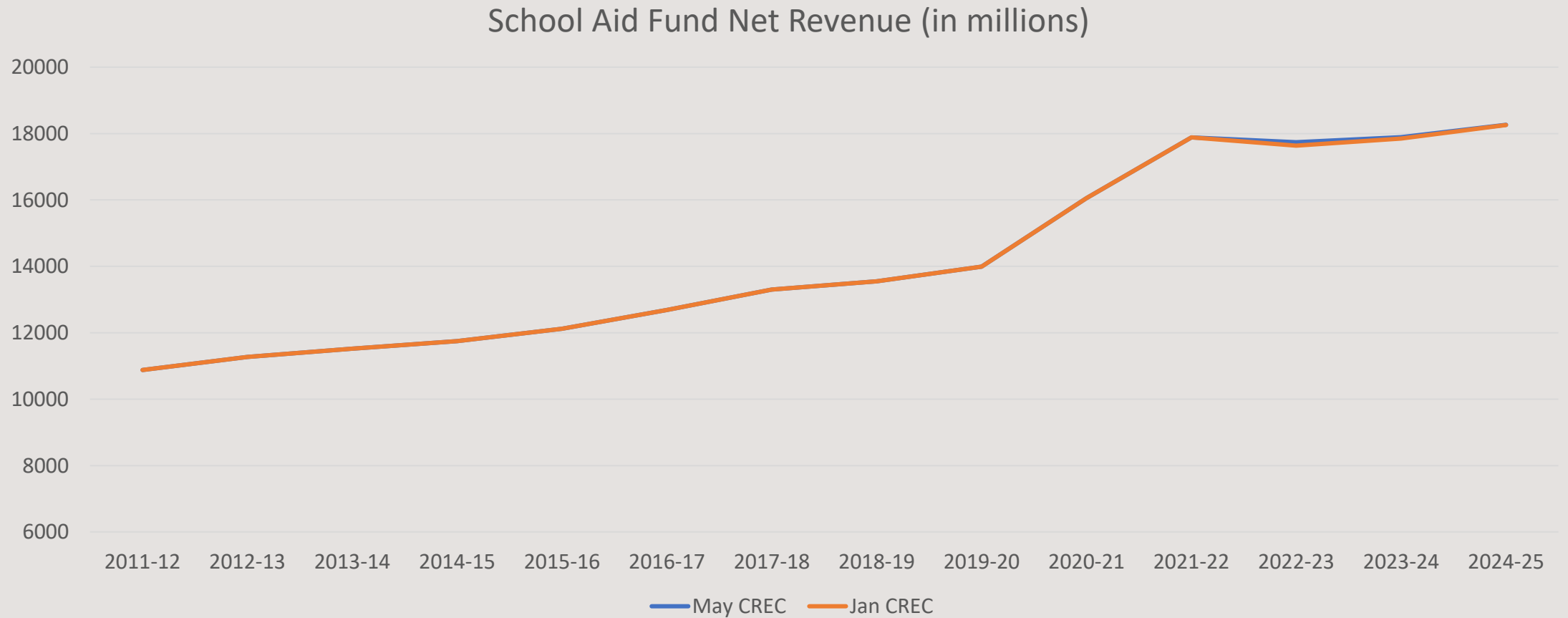
May 2023 Consensus Revenue Estimates FY 2023-2024

	Total	\$ Chg from Jan 23	\$ Chg from FY 23	% Chg from FY 23
School Aid Fund	\$17,888.1	\$42.1	\$146.5	0.8%
GF/GP	\$13,238.3	(\$1,853.9)	(\$549.7)	(4.0%)
Total Revenue	\$31,126.4	(\$1,811.8)	(\$403.2)	(1.3%)

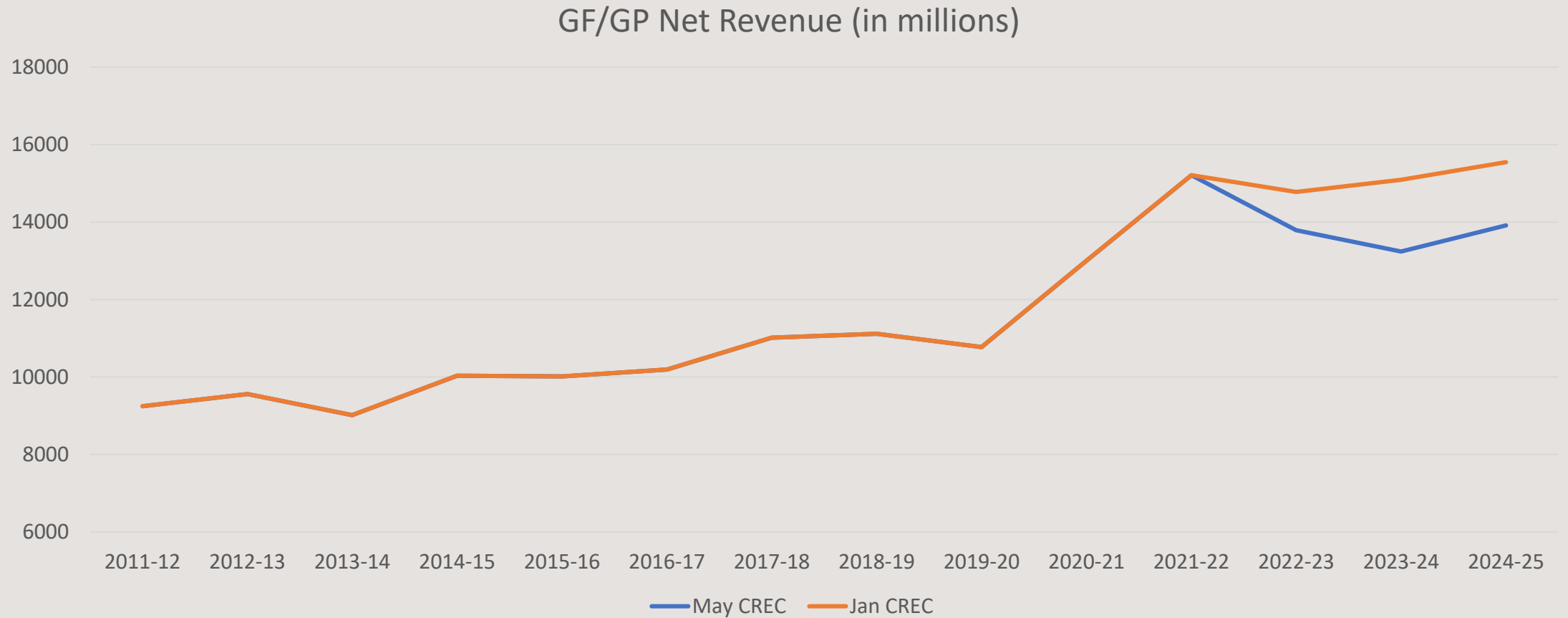
May 2023 Consensus Revenue Estimates FY 2024-2025

	Total	\$ Chg from Jan 23	\$ Chg from FY 24	% Chg from FY 24
School Aid Fund	\$18,265.9	\$8.3	\$377.8	2.1%
GF/GP	\$13,916.4	(\$1,629.1)	\$678.1	5.1%
Total Revenue	\$32,182.3	(\$1,620.8)	\$1,055.9	3.4%

School Aid Fund Net Revenue Change from January

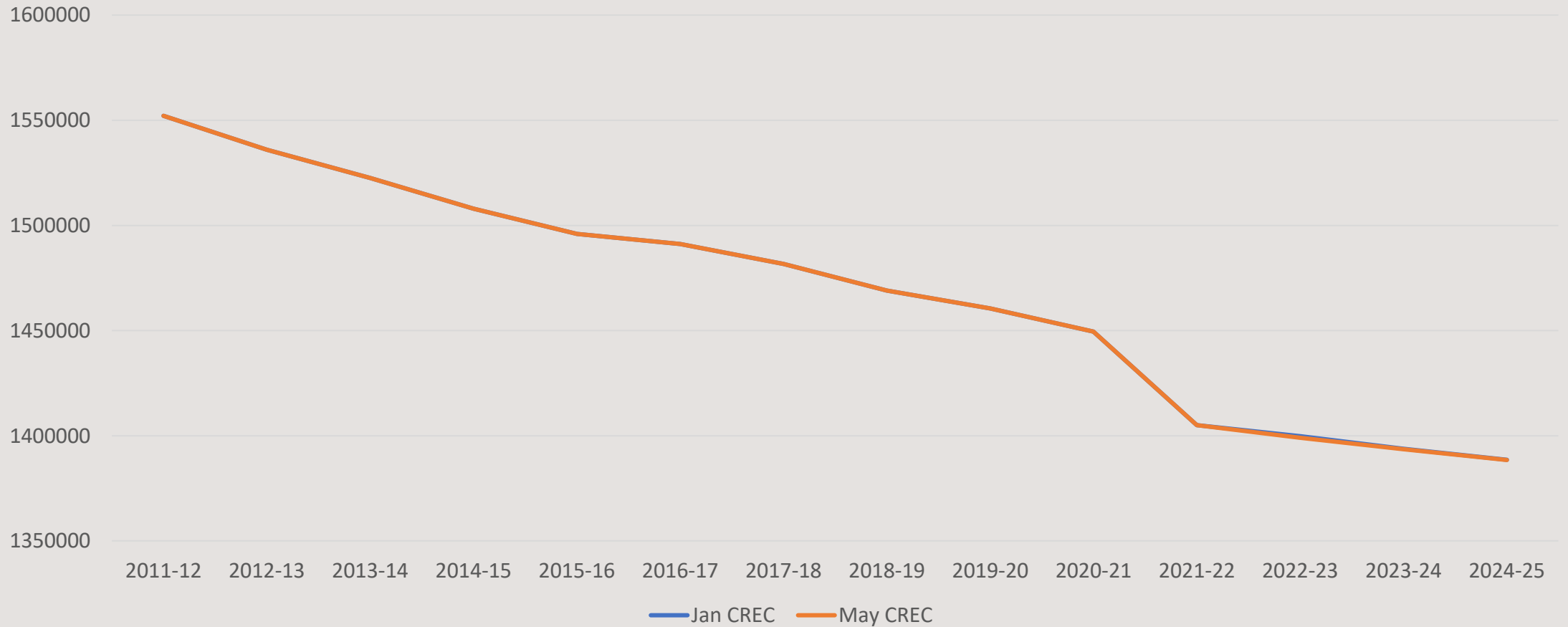


GF/GP Net Revenue Change from January



Pupils Update

Pupil Membership History



	JAN 2023 CONSENSUS ESTIMATE	CHANGE FROM JAN ESTIMATE	MAY 2023 CONSENSUS ESTIMATE	CHANGE FROM PRIOR YEAR
FY 2022-23				
LOCAL DISTRICTS	1,249,300	(600)	1,248,700	(6,200)
PSAs	150,500	(100)	150,400	217
TOTAL	1,399,800	(700)	1,399,100	(5,983)
FY 2023-24				
LOCAL DISTRICTS	1,243,300	(200)	1,243,100	(5,600)
PSAs	150,500	0	150,500	100
TOTAL	1,393,800	(200)	1,393,600	(5,500)
FY 2024-25				
LOCAL DISTRICTS	1,237,600	(100)	1,237,500	(5,600)
PSAs	151,000	0	151,000	500
TOTAL	1,388,600	(100)	1,388,500	(5,100)

Budget Stabilization Fund (BSF) Balance

