

State Budget Update

Ryan Bergan, Senior Fiscal Analyst

Senate Fiscal Agency

Senate.Michigan.gov/sfa

rbergan@senate.Michigan.gov



Revenue Update

January 2023 Consensus Revenue Estimates FY 2021-2022

	Total	\$ Chg from May 22	\$ Chg from FY 21	% Chg from FY 21
School Aid Fund	\$17,825.2	\$484.6	\$2,202.0	16.9%
GF/GP	\$15,205.5	\$1,025.8	\$1,768.8	11.0%
Total Revenue	\$33,030.7	\$1,510.4	\$3,970.8	13.7%

January 2023 Consensus Revenue Estimates FY 2022-2023

	Total	\$ Chg from May 22	\$ Chg from FY 22	% Chg from FY 22
School Aid Fund	\$17,635.1	\$439.8	(\$190.1)	(1.1%)
GF/GP	\$14,777.9	\$804.4	(\$427.8)	(2.8%)
Total Revenue	\$32,413.0	\$1,244.2	(\$617.9)	(1.9%)

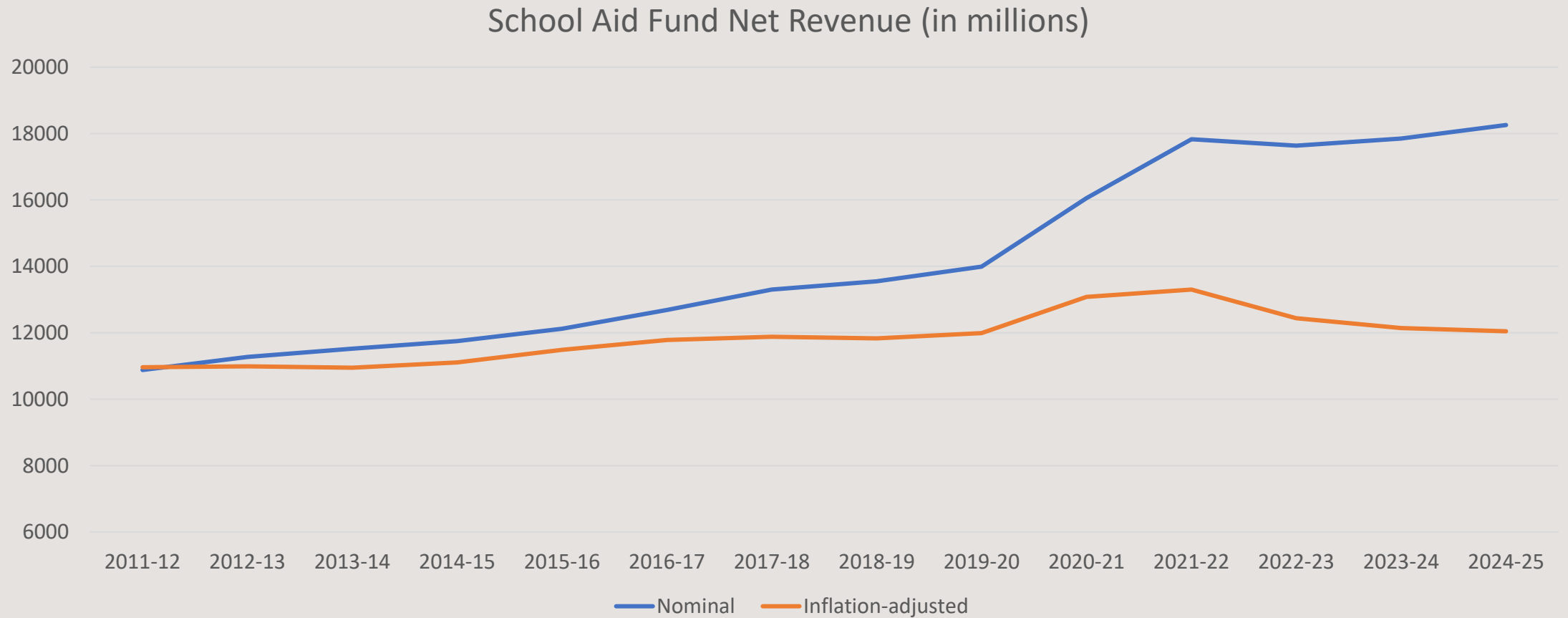
January 2023 Consensus Revenue Estimates FY 2023-2024

	Total	\$ Chg from May 22	\$ Chg from FY 23	% Chg from FY 23
School Aid Fund	\$17,846.0	\$401.1	\$210.9	1.2%
GF/GP	\$15,092.2	\$863.3	\$314.3	2.1%
Total Revenue	\$32,938.2	\$1,264.4	\$525.2	1.6%

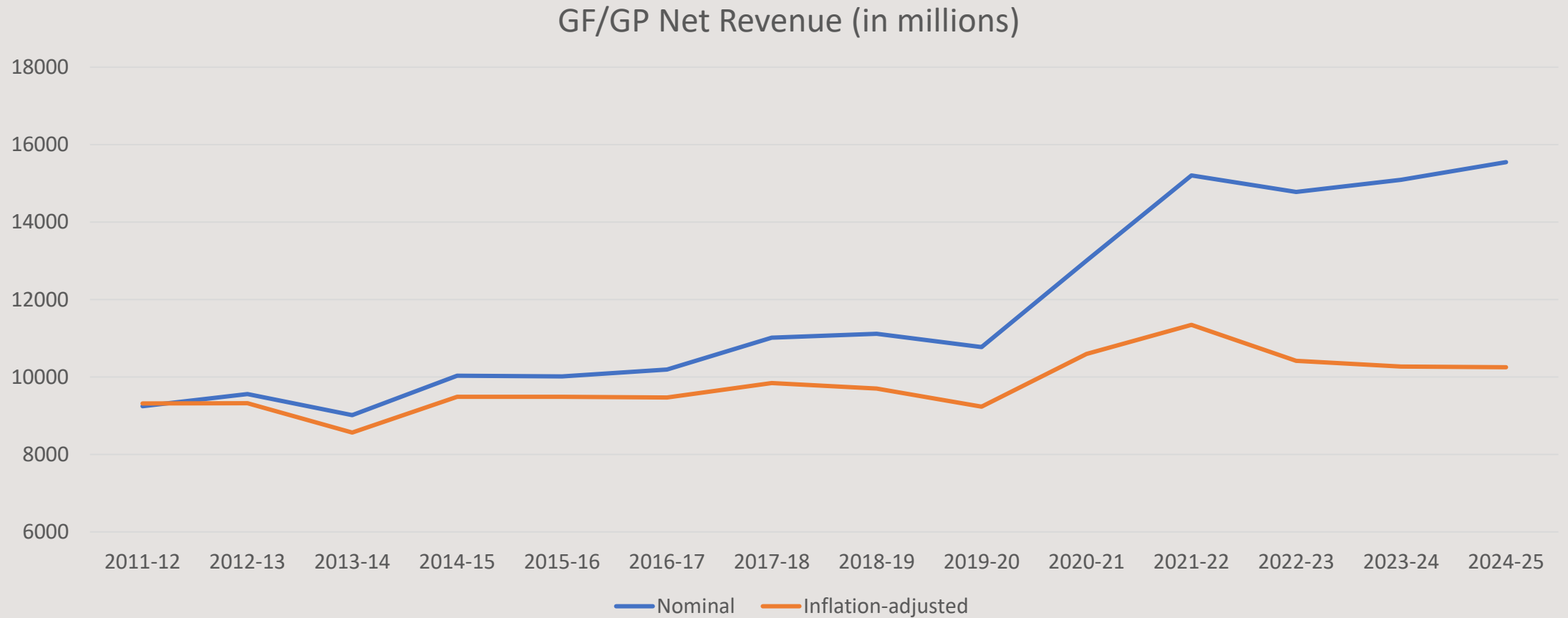
January 2023 Consensus Revenue Estimates FY 2024-2025

	Total	\$ Chg from FY 23	% Chg from FY 23
School Aid Fund	\$18,257.6	\$411.6	2.3%
GF/GP	\$15,545.5	\$453.3	3.0%
Total Revenue	\$33,803.1	\$864.9	2.6%

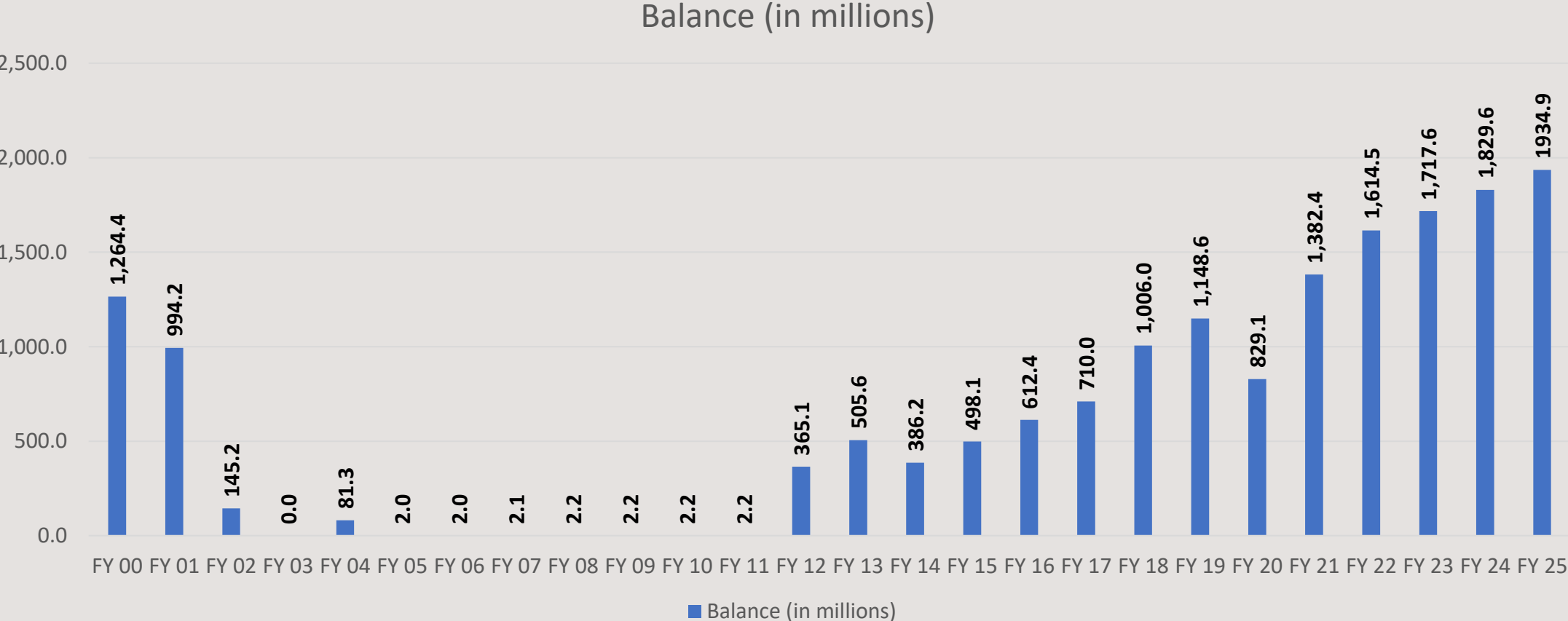
School Aid Fund Net Revenue History



GF/GP Net Revenue History

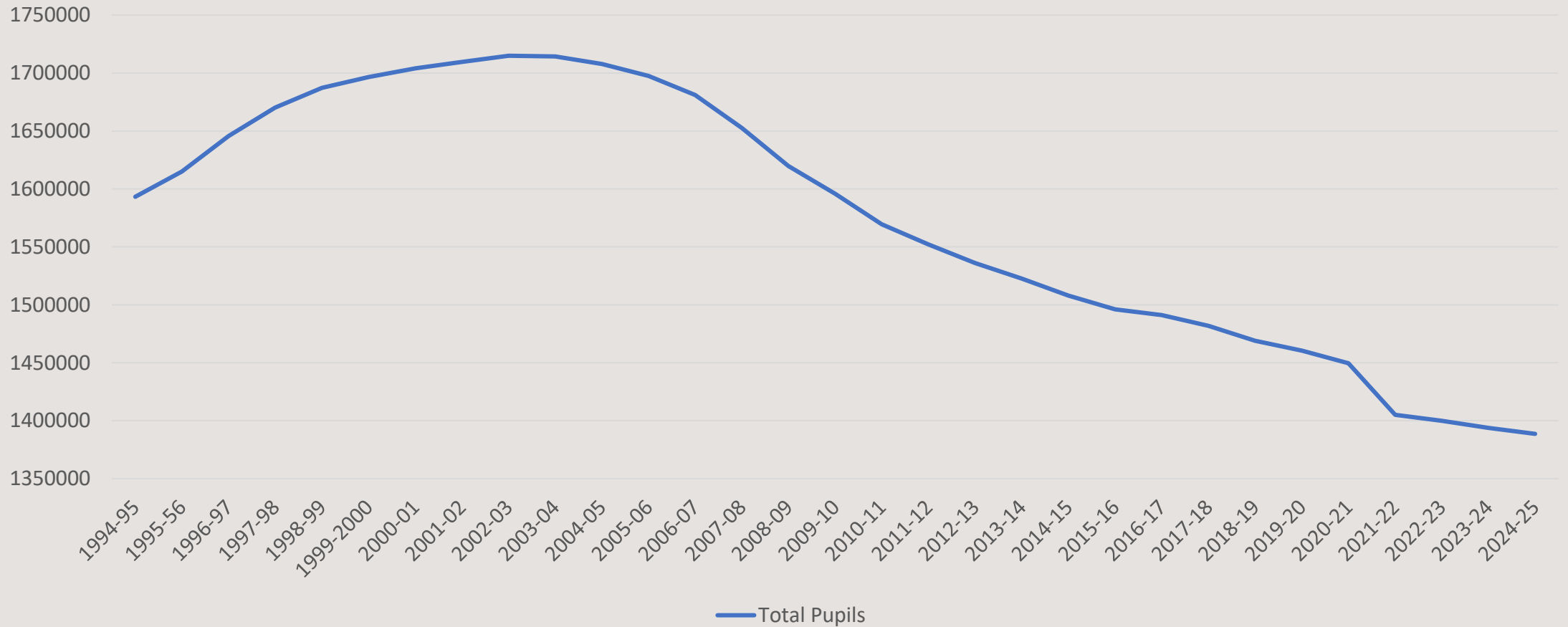


Budget Stabilization Fund (BSF) Balance



Pupils Update

Pupil Membership History



	MAY 2022 CONSENSUS ESTIMATE	CHANGE FROM MAY ESTIMATE	PROPOSED JAN 2023 CONSENSUS ESTIMATE	CHANGE FROM PRIOR YEAR
FY 2022-23				
LOCAL DISTRICTS	1,247,900	1,400	1,249,300	(5,600)
PSAs	151,000	(500)	150,500	317
TOTAL	1,398,900	900	1,399,800	(5,283)
FY 2023-24				
LOCAL DISTRICTS	1,241,000	2,300	1,243,300	(6,000)
PSAs	151,000	(500)	150,500	0
TOTAL	1,392,000	1,800	1,393,800	(6,000)
FY 2024-25				
LOCAL DISTRICTS	N/A	N/A	1,237,600	(5,700)
PSAs	N/A	N/A	151,000	500
TOTAL	N/A	N/A	1,388,600	(5,200)