



Preparing Non-Traditional Sites



SECURE EDUCATION
— CONSULTANTS —

CONTROL WHAT YOU CAN

- Command and Control – Who is in charge, backup, backup
- Communication – Alerts and External Communication
- Focus on Primary Protocols – Evacuation, Shelter, Lockdown, Medical and Secure Mode
- Relocation Sites - Reunification
- Liaison and deconfliction with others onsite




LAYERED APPROACH

- Physical Security
- Technology
- Policies and Procedures
- Equipment
- Training



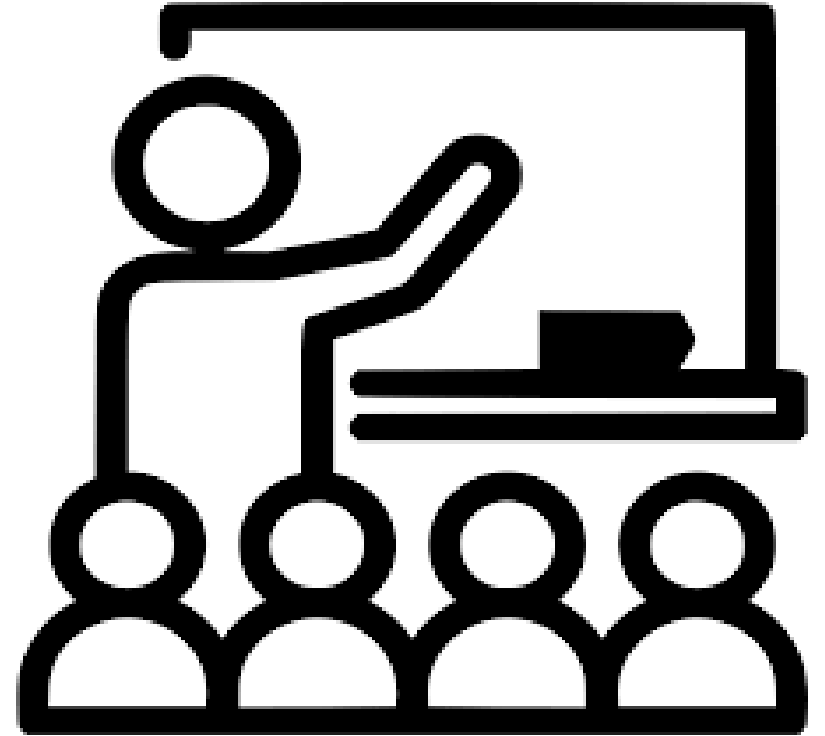
EXTERIOR

- Cameras
- Door Numbers
- Access Control
- Exterior door locks and access control
- Law Enforcement Access




INTERIOR

- Access control and entrance security and process
- Doors and locks
- Glass
- Speakers and Alerts
- Technology functionality



POLICY AND PROCEDURES

- Clarity in Procedures
- Options Approaches
- Availability
- Threat Assessment
- Reunification



EQUIPMENT AND TRAINING

- Types of training conducted – only active shooter?
- Drills and exercises
- Do we have the necessary supplies in place?
- Do we tabletop or talk-thru?



BEST PRACTICES

- Assess, Plan, Equip, Train
- Early Intervention
- Avoid Complacency/Panic
- Train and Refresh
- Police and Security are NOT THE SAME

QUESTIONS



Jason Russell

Founder and President

Secure Education Consultants

SecureEd.com



616-308-7626



Jason.Russell@SecureEd.com