



# MSBO Update

**CMSBO**

**March 6, 2026**

***Jason Helsen***

***Associate Executive Director***

**MSBO**






# Agenda



- MSBO Events
- FY2025-26 Budget
- FY2026-27 Governor's Proposal
- Legislative Update & Other items
- Q&A

# THANK YOU!






# MSBO Events

- *BUSY SEASON – Back to School...*
- Aug - Back to School & BMA started
- Sept - Leadership Institute started, MDE/MSBO Workshop – Sept 11, Intro to School Business – Sept 23-24
- Oct - Facilities Conf – Oct 5-7, Up North Workshop – Oct 9-10, UPSBO Fall Conference & Cert classes, ASBO International ACE, Group Solutions
- Nov – Group Solutions (Payroll), Cert Classes





# MSBO Events

- *MIDWINTER ACTIVITIES* \*\*\*
- Dec - Leadership Dimensions (rescheduled), [Navigating Grants Webinar](#) – Dec 2-9-16, 2025 
- January CREC – Friday 1/16/26 – [School Finance Committee](#) meeting - debrief with SFA
- [Financial Strategies](#) – Jan 21-22, 2025
- Feb – Group Solutions for Transportation, Human Resources, Technology, and Facilities
- *And more...[see calendar of events](#)*



# MSBO Events


- *MIDWINTER ACTIVITIES* \*\*\*
- Coming soon...
- Dynamic Budget Projections update
- FY2025-26 Bus Purchasing Program – Now open
- MPCC update coming – BMO to **US Bank**
- MSBO/Hiring Solutions Survey – due ~~2/27~~ 3/6/26





# MSBO Events

- *Warmer Weather ahead?*
- MSBO Community Upgrade – work in progress - stay tuned for updates in early 2026 !
- MSBO Board of Directors election – spring 2026
- ASBO Int'l & Georgetown University - [CEF program returns Feb 2026](#)
- MSBO AC registration – early bird ends 3/6/2026
- [BMA is open for applications](#)





# MSBO Update

- *Annual Update items...*
- FY2025-26 Competitive Bid Threshold: \$31,321
- 2026 IRS Mileage Rate – 72.5 cents/mile
- 2026 Income Deferral limit increases - \$24,500
- 2026 HSA Contribution limits - \$4,400 S/\$8,750 F
- MI minimum wage – \$13.73/hour for 2026
- MI overtime rules – “no tax on OT” is really an individual tax deduction for 2026, 2027, 2028
- Tech bids coming in MUCH higher than FY2025-26



# MSBO Update – MY MSBO

PORTAL HOME  
EVENTS  
DYNAMIC BUDGET PROJECTIONS

PORTAL HOME  
EVENTS  
VENDOR DIRECTORY  
MEMBER RESOURCES  
MEMBERSHIP DIRECTORY  
BOA  
DYNAMIC BUDGET PROJECTIONS  
BUSINESS MANAGER ACADEMY  
VIDEO LIBRARY

VAL PRESIDENTS  
COMMITTEE CHAIRS

## MEMBER RESOURCES

### Labor Market Study

MSBO partnered with Hiring Solutions to conduct a Labor Market Study for 10 positions for Education is coming up was conducted in support of a primary goal of districts to attract, recruit, retain, and manage administrative staff.

### Guide to Compliance Training

This guide is designed to help schools identify education and training that is required for reference, the training schedule and the instructional courses available to help schools

### Succession Planning

MSBO recommends succession planning as a best practice to promote business office and build, implement, and evaluate a succession plan for key positions in your school district



do?

Event  
rations

ferences

Certification

Join Now





# MSBO Update

- MSBO Exchange



- MSBO Back to Basics





# FY2025-26 School Aid Fund Budget

- Shutdown crisis (somewhat) averted
- Continuation budget early morning Oct 1
- Funded government and GF/GP
- *No SAF appropriation at first!*
  
- Senate Bill 166 and Conference Committee on Oct 2
- Deal reached early morning Oct 3
- Passed to Gov's desk for signature on Oct 4
- Governor Whitmer signed on Tu, Oct 7 – *PA 15 of 2025*



# FY2025-26 School Aid Fund Budget

- ***Headline items***
- \$10,050 Foundation Allowance (+\$442, no cyber cut) – 4.6%
- Sec. 30d MI School Meals continues - \$200 million, added funds for nonpublic schools
- Big increase for Sec. 31A At Risk (25% or ~\$258 million)
- More higher ed funding (-\$400 million)
- Loss of Sec. 147a1 (-\$100 million)
  
- *Note: the following will not be exhaustive but hopefully gives you good context of the SB166 SAF budget deal*



# FY2025-26 School Aid Fund Budget

- **Sec. 147 & MPSERS Revenue side:**
- Sec. 147a1 MPSERS Cost Offset (-\$100 million) ELIMINATED in Conf – *this is a hit to district bottom lines*
- Sec. 147a2 MPSERS Normal Cost Offset (reduced by \$28.9 million in FY2025-26, increased by \$50 million in FY2024-25 suppl) – *expected according to budget proposals*
- Sec. 147a3 MSPERS Cost Offset/ISDs (-\$12 million) ELIMINATED in Conf - *this is a hit to ISD bottom lines*



# FY2025-26 School Aid Fund Budget

- **Sec. 147 & MPSERS Revenue side CONTINUED:**
- Sec. 147a4 MPSERS Cost Offset UAAL (-\$598 million) ELIMINATED – *while expected, this is a **HUGE HIT** to district bottom lines*
- Sec. 147c State Share – net increase of \$247.4 million (147c2 is eliminated and 147c1 increases to offset) – *matches up with MPSERS UAAL rate of 15.02%*
- Sec. 147e DC Added Costs – increase by \$13.7 mm (\$118.4 mm)
- Sec. 147g EE HCC Reimb (-\$181.5 million) ELIMINATED – *no FY2024-25 supplemental adjustment either\*\**
- *\*\*What about Sec. 27L though?*



# FY2025-26 School Aid Fund Budget

- **Sec. 147 & MPSERS Expenditure side:**
- No changes to FY2025-26 rate reduction as threatened
- 5.75% rate cap reduction (to 15.21%) goes into effect, but so do normal cost increases...*is your district somewhere around the 3% blended rate reduction?*
- At 10/1/25 – no more 3% EE HCC deduction
- MPSERS UAAL Stabilization goes back up...15.02% published rate
- [FY2025-26 Rate Sheet](#)
- [ORS Infographic & State Aid resource](#)



# FY2025-26 School Aid Fund Budget

- **Sec. 31aa Mental Health and School Safety**
- \$321 million for FY2025-26 only (\$300 mm SAF & \$21 mm GF)
- New requirements for SROs (licensed law enforcement)
- Adds: safety dogs, cell phone free policies as allowable
- Sec. 31aa(3) – per-pupil grants
- Sec. 31aa(4) added - \$53.5 million – competitive grants for SRO’s and safety dogs
- Sec. 31aa(5) added - \$53.5 million – competitive grants for mental health professionals



# FY2025-26 School Aid Fund Budget

- **Sec. 31aa Mental Health and School Safety CONTINUED**
- **Sec. 31aa(9) added - *To receive funding under this section, a district must agree to be subject to a comprehensive investigation, must affirmatively agree to waive any privilege that may otherwise protect information from disclosure in the event of a mass casualty event, and must agree to comply with a comprehensive investigation...(continues)***
- **Sec. 31aa(10 & 11) added – work project language added to allow carryover into FY2026-27 and completion date 9/30/2029**
- ***Deadline for district opt-in - Dec 4, 2025 – Rescind opt-in – Dec 30, 2025***
- ***Lawsuit...preliminary decision...what next?***



# FY2025-26 School Aid Fund Budget

- **FY2024-25 Supplemental Items CONTINUED**
- Sec. 27L – NEW \$350.3 million
- Two distinct parts – Sec. 27L(2) Educator Compensation
- \$203 million SAF for FY2024-25 only...conditional on State Budget Director to lapse remaining Sec. 27k funds \*\*\*
- Allocated on per-pupil basis...district *shall* increase compensation for educators. Educator is defined but not limited. Includes union EE's.
- District *shall* bargain any increases in compensation with unions and payments *shall* be in addition to existing CBA
- ***ORS – says yes this is MPSERS reportable***
- ***Paid on PY Adj in December 2025 State Aid***



# FY2025-26 School Aid Fund Budget

## ***From Dec 2025 State School Aid Update:***

- **F** "The statutory language is broad and **does not specify methods** for
- **S** **increasing compensation, such as dedicating it all to salary increases.**
- **T** For ORS reporting information of this compensation, please review
- **T** **MPSERS Employer News – December 2025. Questions regarding employer**
- **\$** **taxes and other benefit costs should be referred to districts' legal counsel.**
- **D** **Additional questions regarding this program and funding should be**
- **A** **directed to [MDE-EdWorkforceGrants@michigan.gov](mailto:MDE-EdWorkforceGrants@michigan.gov)."**

educators. Educator is defined but not limited. Includes union LEAs.

- District *shall* bargain any increases in compensation with unions and payments *shall* be in addition to existing CBA
- **ORS – says yes this is MPSERS reportable**
- **Paid on PY Adj in December 2025 State Aid**



# FY2025-26 School Aid Fund Budget

## ***From Dec 2025 State School Aid Update:***

- ***F*** "The statutory language is broad and **does not specify methods** for
- ***S*** **increasing compensation, such as dedicating it all to salary increases.**

## **Questions:**

**FICA taxes & MPERS costs?** *Not required to be allocated to salary (per MDE Dec 2025 State School Aid Update).*

**Non-reportable methods of compensation?** *Not sure how to reconcile these two. Read MPERS Dec 2025 Employer News carefully.*

**Timing?** *Final deadline of September 30, 2027.*

**Reporting?** *Grant code required – 274X. Program office may ask for more reporting...stay tuned.*

**What else?** *Additional questions regarding this program and funding should be directed to [MDE-EdWorkforceGrants@michigan.gov](mailto:MDE-EdWorkforceGrants@michigan.gov).*



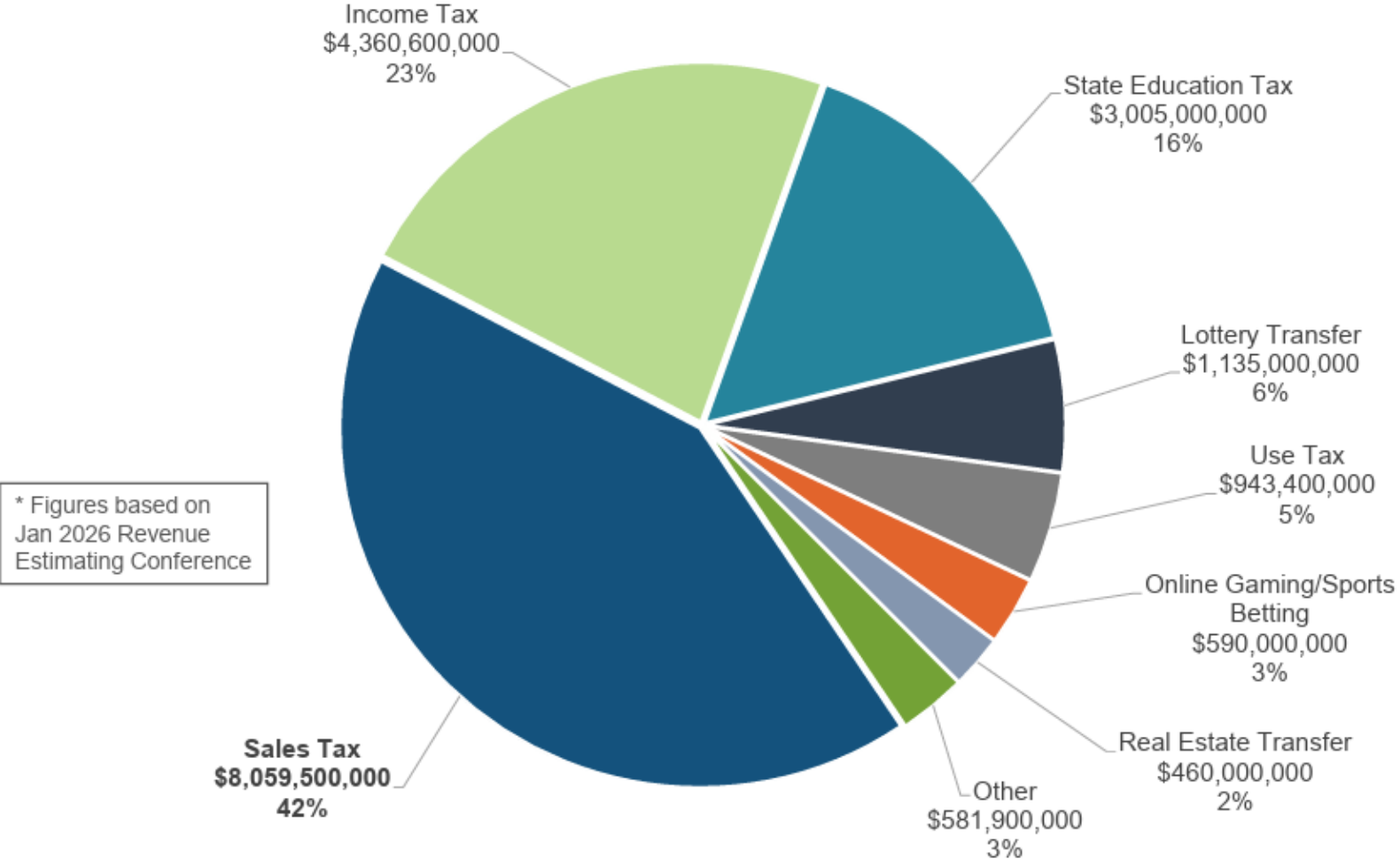
# FY2025-26 School Aid Fund Budget

- **FY2024-25 Supplemental Items CONTINUED**
- Sec. 27L(4) Education Compensation – NEW \$147.3 million (est. remaining bal. of MPSEERS reserve fund). Carries forward to FY2025-26.
- Offset normal costs of retiree health, allocation spelled out below
- *Allocated for payments to participating entities **to offset normal costs associated with retiree health benefits**. The amount allocated to each participating entity under this subsection must be based on the participating entity's proportion of the total funding distributed in 2024-2025 under section 147g. Participating entities **must** use funding distributed under this subsection as an **offset for normal costs associated with retiree health benefits**.*
- ***Paid on PY Adj in November 2025 State Aid***



# SAF K-12 FY2025-26 Budget

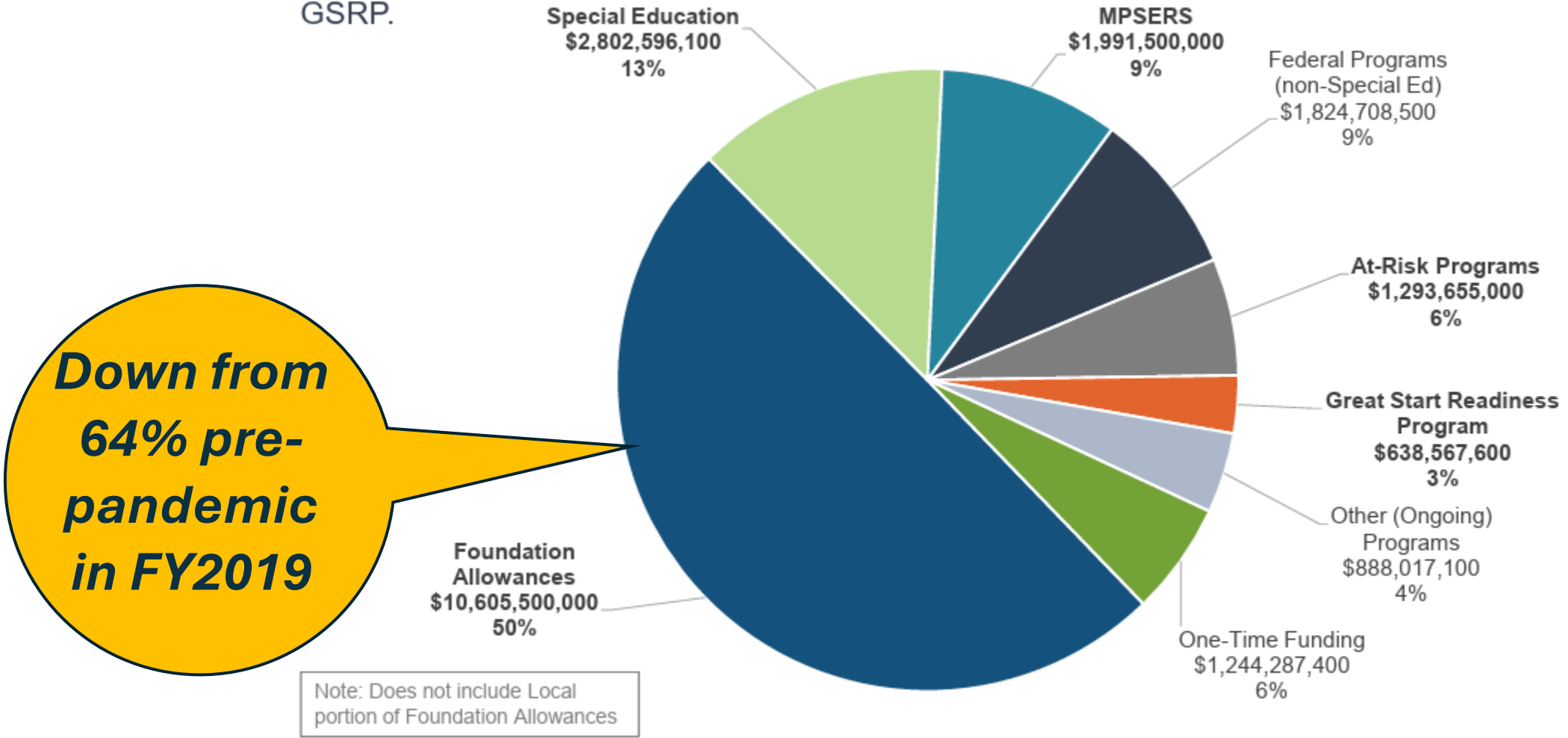
Sales tax is the largest revenue source, contributing **42%** of the **\$19.1 billion** in total estimated SAF revenue for FY 2025-26.





# SAF K-12 FY2025-26 Budget

81% of the total \$21.3 billion School Aid budget supports foundation allowances and the top four non-federal spending categories: Special Education, MPSERS, At-Risk, and GSRP.

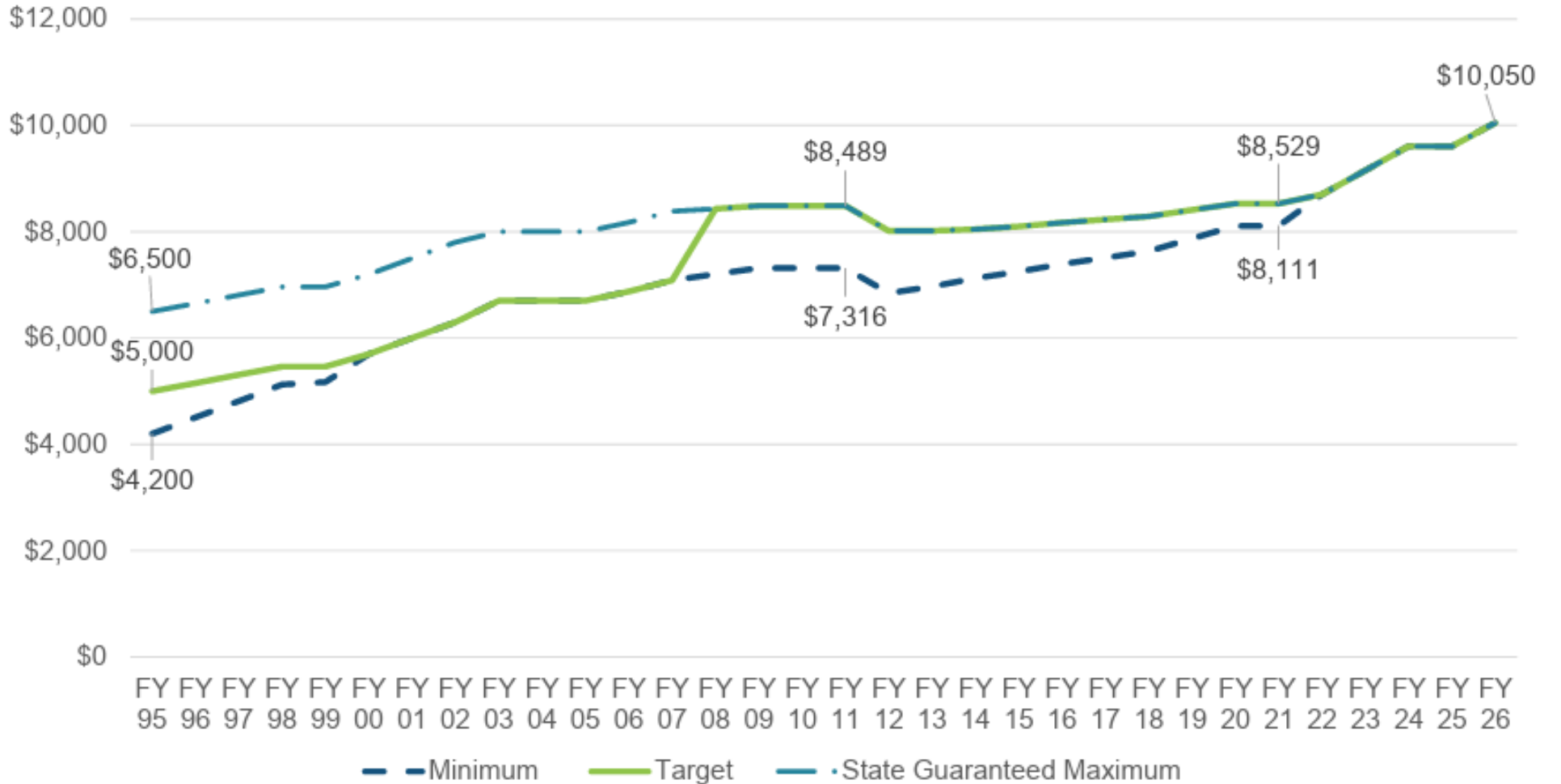




# SAF K-12 FY2025-26 Budget

The foundation allowance is \$10,050 per pupil for FY 2025-26.

Foundation Allowance over time... *no longer a spread*



Source: House Fiscal Agency, Jan 2024



# State Budget FY2025-26



## Budget Time Frame

At any time during the fiscal year, SFA fiscal analysts may be engaged in program analysis, information gathering, and budget tracking. The annual creation of the State budget, however, provides the most common framework by which fiscal analysts serve the Senate.

Legislative action to develop the annual budget for the State fiscal year begins in January and typically ends by early July. Budgetary adjustments, including supplemental appropriations and transfers between line items, are necessary throughout the fiscal year.

The table below describes the activities surrounding the creation and maintenance of the annual State budget, including legislative activity and the SFA's role in the process, based on the customary time frame.

JANUARY	FEBRUARY	MARCH	APRIL	MAY	JUNE	JULY	AUGUST	SEPT.	OCT.	NOV.	DEC.
Legislative Action						Legislative Action					
Governor's State of the State is delivered and budget recommendation is prepared for submission to the Legislature.	Governor's budget is delivered, legislative action begins.	Subcommittees make decisions, Appropriations Committee meets, floor votes take place.			Budget targets are negotiated between the Executive and Legislature. Conference Committees meet.	Governor signs appropriation bills and issues vetoes. Veto overrides are considered. Current-year budget adjustments are considered. Fiscal year ends September 30.		New fiscal year begins October 1. Appropriations Committee considers year-end transfers.			
Senate Fiscal Agency Action						Senate Fiscal Agency Action					
First Consensus Revenue Estimating Conference (CREC) is scheduled. SFA prepares applicable documents, schedules future hearings, and provides background briefings.	SFA presents analysis of Governor's budget. Subcommittee hearings begin.	Decision documents are prepared, SFA works with Subcommittee chairs and members to develop proposals, substitute bills are prepared and analyzed, amendments are drafted. SFA revenue forecast is released. Second CREC is held in May.			SFA provides staff support to Conference negotiations, and prepares and analyzes Conference Reports.	Analysis of initial legislation is completed. Initial Appropriations Report is distributed. Year-end budgetary adjustments and lapse estimates are completed.		SFA Year-End Appropriations Report is generated. SFA Economic and Revenue Forecast is released. Mid-year budget adjustments (transfers, supplementals, Executive Orders) are analyzed as needed.			

- ***So where do we stand?***
- ***Think about impact not only back to start of FY2025-26 but forward on FY2026-27 planning***
- ***The “normal” flow has been disrupted***



# FY2026-27 State Budget

- Process starts with January CREC (annual) and Executive Budget Recommendation (Governor & team) in February
- Process continues with House & Senate recommendations in spring
- May CREC (annual) is another key guidepost



*Disclaimer – the following slides are far from exhaustive. They simply highlight some of the common district sources and questions that arise this time of year. See the actual budget proposals for more details (links included in the presentation).*



# State Budget & Jan 2026 CREC

Table 2  
**January 2026 Consensus Forecast**  
 (millions)

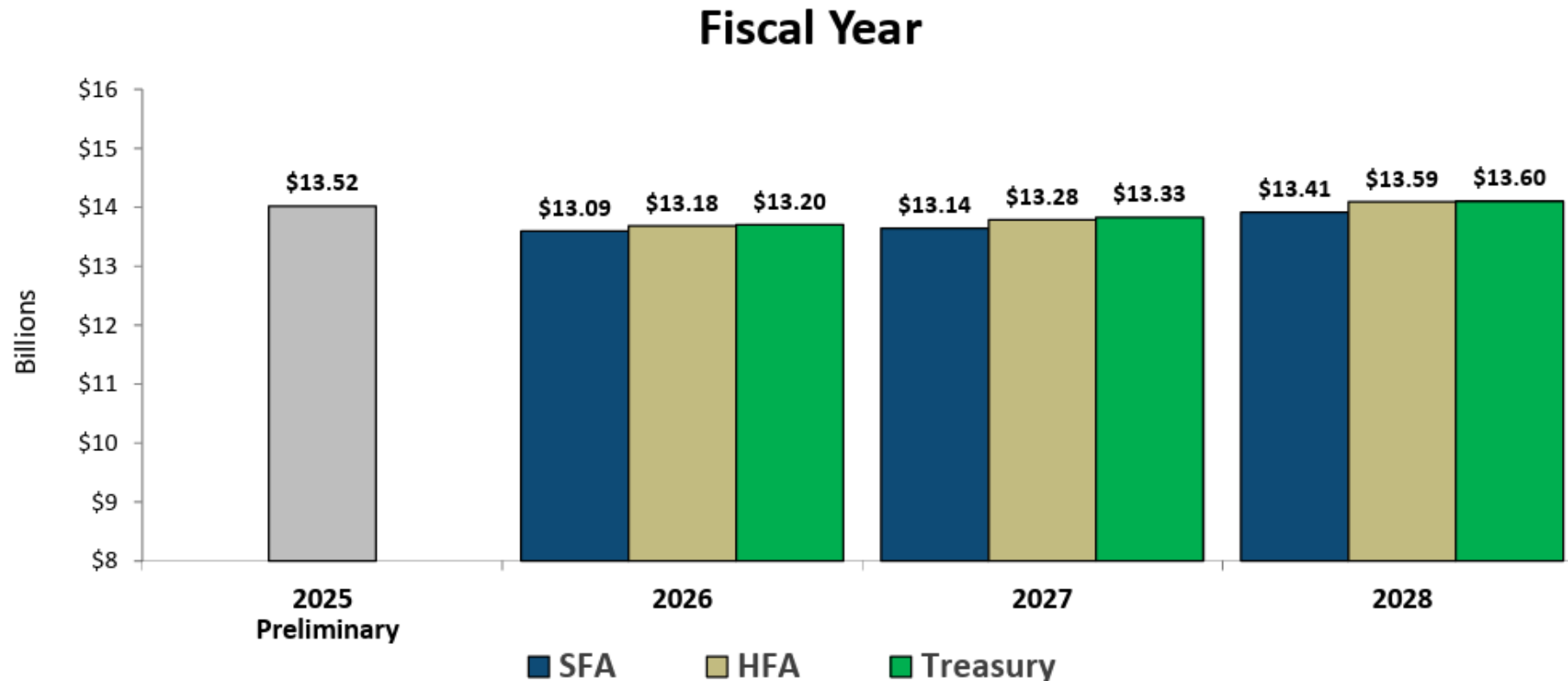
	Net Revenue Estimates							
	FY 2025		FY 2026		FY 2027		FY 2028	
	Preliminary	May 2025 Consensus	Jan 2026 Consensus	Change From Consensus	May 2025 Consensus	Jan 2026 Consensus	Change From Consensus	Jan 2026 Consensus
<b>Net GF-GP Revenue</b>	\$14,475.8	\$15,114.6	\$14,134.1	(\$980.5)	\$15,343.7	\$14,074.6	(\$1,269.1)	\$14,484.2
Percent Growth	-0.4%	4.3%	-2.4%		1.5%	-0.4%		2.9%
Dollar Growth	(\$51.2)		(\$341.7)			(\$59.5)		\$409.6
<b>Net SAF Revenue</b>	\$18,713.3	\$18,934.3	\$19,135.4	\$201.1	\$19,398.6	\$19,568.3	\$169.7	\$19,965.7
Percent Growth	3.5%	2.1%	2.3%		2.5%	2.3%		2.0%
Dollar Growth	\$638.8		\$422.1			\$432.9		\$397.4
<b>Combined</b>	\$33,189.1	\$34,048.9	\$33,269.5	(\$779.4)	\$34,742.3	\$33,642.9	(\$1,099.4)	\$34,449.9
Percent Growth	1.8%	3.1%	0.2%		2.0%	1.1%		2.4%
Dollar Growth	\$587.5		\$80.4			\$373.4		\$807.0

Source: Jan 2026 CREC agreement.



# January 2026 CREC – Sales Tax Estimates

## Net Sales and Use Taxes Revenue Estimates





# State Budget & Jan 2026 CREC


	FY 2025-26	Baseline FY 2026-27
<b>BEGINNING BALANCE</b>	<b>\$1,320.6</b>	<b>\$751.3</b>
<b>REVENUE</b>		
School Aid Fund (SAF) Revenue: May 2025 CREC	\$18,934.3	\$19,398.7
SAF Revenue: Jan 2026 CREC Adjustment	\$201.1	\$169.6
General Fund/General Purpose (GF/GP)	\$73.2	\$46.2
Other Restricted Funds	\$525.0	\$0.0
Federal Funds	\$2,407.7	\$2,407.7
<b>TOTAL REVENUE</b>	<b>\$22,141.3</b>	<b>\$22,022.2</b>
<b>EXPENDITURES</b>		
School Aid (Adj for lapses/consensus revisions)	\$21,364.8	\$19,680.0
Community Colleges	\$495.0	\$468.4
Higher Ed	\$850.8	\$917.8
<b>TOTAL EXPENDITURES</b>	<b>\$22,710.6</b>	<b>\$21,066.2</b>
<b>TOTAL ENDING BALANCE</b>	<b>\$751.3</b>	<b>\$1,707.3</b>
Ongoing	\$390.9	\$956.0
One-time	\$360.4	\$751.3

Source: Senate Fiscal Agency, Jan 2026.



# FY2026-27 State Budget

- Executive Budget Recommendation presented to Joint Appropriations Committee on Wed, Feb 11, 2026
- Budget Director Jen Flood: Budget proposal helps “*Michiganders save money, improve student literacy, protect access to health care, and sets MI up for long term success.*”



*Disclaimer – the following slides are far from exhaustive. They simply highlight some of the common district sources and questions that arise this time of year. See the actual budget proposals for more details (links included in the presentation).*



# FY2026-27 State Budget

- SAF K-12 Highlights:
- Foundation Allowance: \$250 increase to \$10,300 (2.5% increase)
  - *Cyber School FA \$8,240*
- Continued focus on weighted foundation allowance, literacy, EC and workforce

*Disclaimer – the following slides are far from exhaustive. They simply highlight some of the common district sources and questions that arise this time of year. See the actual budget proposals for more details (links included in the presentation).*




# FY2026-27 State Budget

MPSERS Retirement Rates for FY2027								
	Basic MIP w/Prem Subsidy	Pension Plus w/Prem Subsidy	Pension Plus PHF	Pension Plus to DC w/PHF	Basic/MIP To DC w/ Prem Subsidy	Basic/MIP To DC w/PHF	Basic/MIP w/PHF	Pension Plus 2 with PHF
<b>Total Rate</b>	41.02%	36.28%	34.85%	28.72%	30.15%	28.72%	39.59%	34.92%
<b>Employer Rate:</b>								
<i>Pension Normal Cost</i>	10.87%	6.13%	6.13%	0.00%	0.00%	0.00%	10.87%	6.20%
<i>Pension UAAL</i>	15.21%	15.21%	15.21%	15.21%	15.21%	15.21%	15.21%	15.21%
<b>Pension Total Rate</b>	26.08%	21.34%	21.34%	15.21%	15.21%	15.21%	26.08%	21.41%
<i>Health Normal Cost</i>	1.43%	1.43%	0.00%	0.00%	1.43%	0.00%	0.00%	0.00%
<i>Health UAAL</i>	0.00%	0.00%	0.00%	0.00%	0.00%	0.00%	0.00%	0.00%
<b>Retiree Health Total Rate</b>	1.43%	1.43%	0.00%	0.00%	1.43%	0.00%	0.00%	0.00%
<b>Employer Capped Rate</b>	27.51%	22.77%	21.34%	15.21%	16.64%	15.21%	26.08%	21.41%
<b>Stabilization Rate (State Funded)</b>	13.51%	13.51%	13.51%	13.51%	13.51%	13.51%	13.51%	13.51%
<b>FY2026 Employer Capped Rate</b>	29.91%	25.17%	21.34%	15.21%	19.04%	15.21%	26.08%	21.41%



# FY2026-27 State Budget

MPSERS Retirement Rates for FY2027								
	Basic MIP w/Prem Subsidy	Pension Plus w/Prem Subsidy	Pension Plus PHF	Pension Plus to DC w/PHF	Basic/MIP To DC w/ Prem Subsidy	Basic/MIP To DC w/PHF	Basic/MIP w/PHF	Pension Plus 2 with PHF
<b>Total Rate</b>	41.02%	36.28%	34.85%	28.72%	30.15%	28.72%	39.59%	34.92%
<b>Employer Rate:</b>								
<i>Pension Normal Cost</i>	10.87%	6.13%	6.13%	0.00%	0.00%	0.00%	10.87%	6.20%
<i>Pension UAAL</i>	15.21%	15.21%	15.21%	15.21%	15.21%	15.21%	15.21%	15.21%
<b>Pension Total Rate</b>	26.08%	21.34%	21.34%	15.21%	15.21%	15.21%	26.08%	21.41%
<i>Health Normal Cost</i>	1.43%	1.43%	0.00%	0.00%	1.43%	0.00%	0.00%	0.00%
<i>Health UAAL</i>	0.00%	0.00%	0.00%	0.00%	0.00%	0.00%	0.00%	0.00%
<b>Retiree Health Total Rate</b>	1.43%	1.43%	0.00%	0.00%	1.43%	0.00%	0.00%	0.00%
<b>Employer Capped Rate</b>	27.51%	22.77%	21.34%	15.21%	16.64%	15.21%	26.08%	21.41%
<b>Stabilization Rate (State Funded)</b>	13.51%	13.51%	13.51%	13.51%	13.51%	13.51%	13.51%	13.51%
<b>FY2026 Employer Capped Rate</b>	29.91%	25.17%	21.34%	15.21%	19.04%	15.21%	26.08%	21.41%





# FY2026-27 State Budget

- Sec. 147 funding...
- Sec. 147a1 – gone in Gov’s proposal
- Sec. 147a2 – decrease from approx. \$336 million to approx. \$307 million
- Sec. 147c1 – decrease from approx. \$1.54 billion to \$1.45 billion – UAAL rate of 13.51%
- Sec. 147e – slight increase
- Sec. 147g - NONE



# FY2026-27 State Budget

- Weighted FA/FTE approach for ELL & Sec. 31A At-Risk
- Sets up funding bands
- Appears to follow/strengthen SFRC recommendations

*Disclaimer – the following slides are far from exhaustive. They simply highlight some of the common district sources and questions that arise this time of year. See the actual budget proposals for more details (links included in the presentation).*



# FY2026-27 State Budget

- Gov's office touting \$625 million for literacy...*how to get there?*
- EC increases of \$214.1 million
  - *Restores Sec. 32p \$30 million*
- Teacher training \$68.1 million
- Curriculum \$100 million
- Extra help \$242.6 million (tutoring, before/after school, others)



# FY2026-27 State Budget

- Community College increases from \$493 mm to \$525 mm – approximately \$32 mm increase
- University spending increases from \$851 mm to \$1.38 BB – *an additional \$528 mm*
- This totals approximately **\$1.8 billion** in proposed higher education spending out of the School Aid Fund for FY2026-27
- This equates to over **\$1,300 per student** spread equally statewide



# FY2026-27 State Budget

- MSBO Budget Resources
- [FY2026-27 Budget page](#)
- [Jan 2026 CREC page](#)
- [School Finance Committee page](#)



# Legislative Update

- HB 6058 - not out of the woods
- House property tax cut proposal
- HB 5032 would ban the use of state funds to pay for a millage election. Any costs would be paid with donations
- HB 4583-4584 would limit all school elections to only November ballots.
- USED interdepartmental agency agreements - [appears DHHS may be key to distribution of federal funds moving forward](#)



# Legislative Update

- MASA & MASSP testified on a weighted average foundation allowance idea....
- [Building To SFRC - A Roadmap to Sustainable and Adequate Funding](#)

## Building Toward a Weighted Foundation

*A Roadmap to a Sustainable and Adequate Funding*

Michigan's education community shares a common vision for school funding grounded in the research and recommendations of the School Finance Research Collaborative (SFRC). While meaningful progress has been made in recent years, Michigan lacks a clear, shared roadmap for moving from today's system to a fully funded, research-based weighted foundation allowance.



# Federal Update



ASSOCIATION OF  
SCHOOL BUSINESS OFFICIALS  
INTERNATIONAL

## FY26 Federal Funding: Takeaways

The latest bipartisan L-HHS-ED bill [would provide](#) flat funding, w/ exceptions:

### Increases:

- Title I-A (+\$20 million)
- Title VII Impact Aid (+\$5 million)
- Title V-B REAP/Rural Ed. (+\$5 million)
- Title VI Sec. 6002 Indian Education (+\$2 million)
- IDEA-B (+\$20 million)
- Edtech/media/materials for IDEA-D (+\$1 million)
- Special Olympics (+\$2 million)
- Non-USED programs:
  - Head Start/Early Head Start (+\$85 million)
  - Child Care and Development Block Grant (+\$85 million).

### Cuts:

- Special programs for migrant students (HEP/CAMP; -\$1 million)
- Title IV-F Sec. 4631 School Safety National Activities (-\$26 million)
- Education Innovation and Research grants (-\$24 million)
- USED program administration (-\$21 million)

**Note:** If a program isn't listed here, it would receive level funding (e.g., Title II-A, III-A, IV-A, etc.). Flat funding is a major advocacy win in the current climate.

**Will funds ACTUALLY be allocated on time, given USED & DOL's new interagency agreements?**



# Federal Update



## USED Interagency Agreements (IAAs)

USED [announced several \(IAAs\)](#) to transfer key programs to other agencies. The aim is to return education to the states, streamline bureaucracy, and downsize USED's size and scope. Timeline is TBD.

USED Office	To be transferred where?	Relevant examples of impacted programs
Office of Elementary & Secondary Education (OESE)	Department of Labor (DOL)	<b>Formula:</b> Title I (A, B, C, D); Title II (A); Title III (A); Title IV (A, B); Title V; Impact Aid; McKinney-Vento  <b>Competitive:</b> Literacy grants; SEED; TSL; Charter Schools; Magnet Schools; Arts in Education; American History and Civics; Statewide Family Engagement Centers; DC SOAR/Vouchers; Promise Neighborhoods; Full-Service Community Schools
Office of Postsecondary Education (OPE)	Department of Labor (DOL)	High School Equivalency Program (HEO); College Assistance Migrant Program (CAMP). *Excludes student loans/grants.
Office of Indian Education (OIE)	Department of Interior (DOI)	Indian, Alaska, and Native Hawaiian Education programs (ESEA/ESSA); Tribally Controlled Colleges and Universities (HEA); Tribally Controlled Postsecondary CTE programs (Perkins/CTE); and Vocational Rehabilitation programs for Native Americans with disabilities (Rehabilitation Act).



# Health Insurance

## Updated PA 152 Calculation

Year	Jan	Feb	Mar	Apr	May	Jun	Jul	Aug	Sep	Oct	Nov	Dec	CAP Calculation*	Effective Year
2014	2.1	2.3	2.2	2.4	2.8	2.6	2.6	2.1	2.0	2.1	2.5	3.0		
2015	2.6	2.3	2.5	2.9	2.8	2.5	2.5	2.5	2.5	3.0	2.9	2.6	2.5	
2016	3.0	3.5	3.3	3.0	3.1	3.5	3.9	4.9	4.9	4.3	4.0	4.1	3.3	
2017	3.9	3.5	3.5	3.0	2.7	2.7	2.6	1.8	1.6	1.7	1.7	1.8	3.4	
2018	2.0	1.8	2.0	2.2	2.4	2.5	1.9	1.5	1.7	1.7	2.0	2.0	1.9	
2019	1.9	1.7	1.7	1.9	2.1	2.0	2.6	3.5	3.5	4.3	4.2	4.6	2.0	2020
2020	4.5	4.6	4.7	4.8	4.9	5.1	5.0	4.5	4.2	2.9	2.4	1.8	3.3	2021
2021	1.9	2.0	1.8	1.5	0.9	0.4	0.3	0.4	0.4	1.3	1.7	2.2	3.7	2022
2022	2.6	2.4	2.8	3.2	3.7	4.5	4.8	5.4	6.0	5.0	4.2	4.0	1.3	2023
2023	3.1	2.3	1.5	1.1	0.7	0.1	-0.5	-1.0	-1.4	-0.8	0.2	0.4	4.1	2024
2024	1.0	1.4	2.2	2.6	3.1	3.3	3.2	3.0	3.3	3.3	3.1	2.8	0.2	2025
2025	2.6	2.9	2.7	2.7	2.5	2.8	3.4	3.3	3.3	3.3	2.9	-	2.9	2026
2026	-	-	-	-	-	-	-	-	-	-	-	-	3.0	2027

Expect the 2027 PA 152 Hard Cap to be near 3.0%.

Updated Hard Cap numbers are released in late March.



# Contact info & Thank you!

- **Jason Helsen**
- MSBO Associate Executive Director
- [jhelsen@msbo.org](mailto:jhelsen@msbo.org)
- (517)376-3087

