

Tim Peraino  
Associate Executive  
Director  
December 6, 2024

# MSBO UPDATE

## CENTRAL MICHIGAN SCHOOL BUSINESS OFFICIALS

---

Purchasing Pages

---

Membership Directory – Photos!

---

Certification

---

Regional Groups

---

Committees

---

My Account Page

---



[WWW.MSBO.ORG](http://WWW.MSBO.ORG)



## APPLICATION DEADLINE IS DECEMBER 13<sup>TH</sup>!

### ► 2025 MEETING DATES AND LOCATIONS

- Session 1: January 29-30, 2025 — Leadership and Style • Holiday Inn, Downtown Grand Rapids
- Session 2: March 7-8, 2025 — Leadership and Mindset/Change • MSBO Office, Lansing
- Session 3: May 9-10, 2025 — Leadership and Trust/Conflict • MSBO Office, Lansing
- Session 4: August 6-7, 2025 — Leadership and Culture/Decision Making • MSBO Office, Lansing
- Session 5: October 1-2, 2025 — Leadership and Innovation • Holiday Inn, Downtown Grand Rapids



## SUPPORT SERVICES HOT TOPICS

- ▶ Filter First
- ▶ Rebate Time
- ▶ Bus Purchasing
- ▶ Project/Construction Changes
- ▶ Compliance

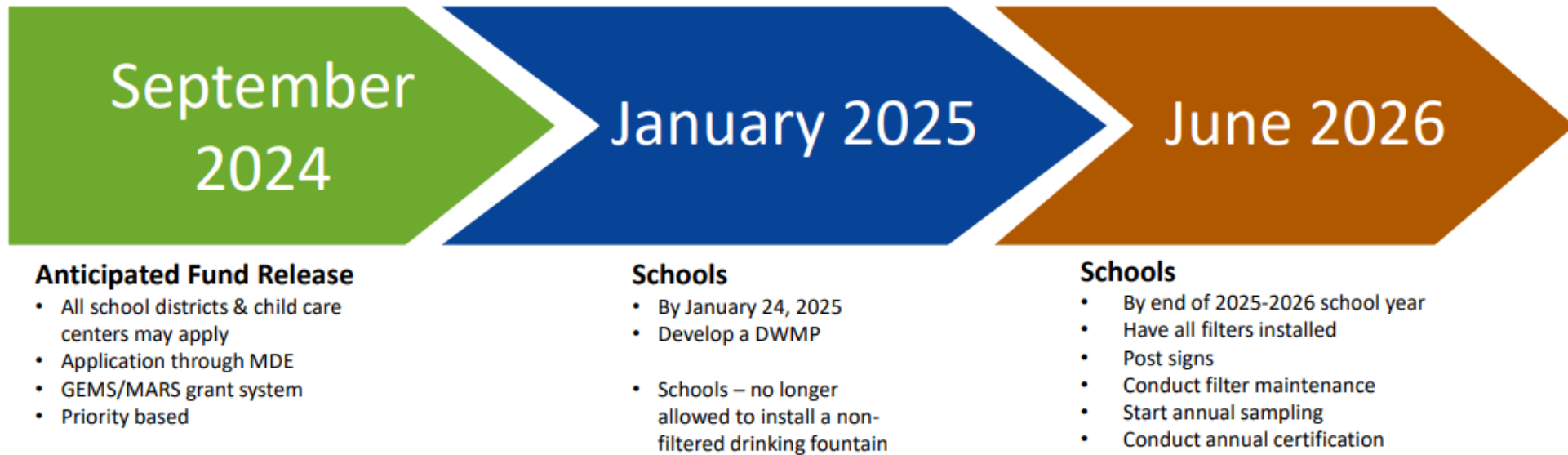
**EGL**



DRINKING WATER

To protect Michigan children from exposure to lead in drinking water, the Clean Drinking Water Access Act, 2023 PA 154, and amendments to the Child Care Organizations Act, 1973 PA 116, collectively also known as Filter First, were signed into law by Governor Gretchen Whitmer with an effective date of October 24, 2023. These laws require schools and childcare centers in Michigan to develop a Drinking Water Management Plan (DWMP), install lead reducing filters on all consumptive fixtures, and test filtered water. Until exhausted, funding will be available for a one-time acquisition/installation of filtered bottle fill water coolers, point of use faucet filters, and certain maintenance and sampling costs.

# Filter First Updates



# CHILDCARE CENTER REQUIREMENTS

- ▶ Childcare centers complete a Drinking Water Management Plan by January 24, 2025.
- ▶ Childcare centers ensure that any water furnished to children is from a filtered source by October 24, 2025 – Earlier than schools
- ▶ Schools and childcare centers begin ongoing sampling and certify compliance with requirements once filters are installed. Schools must sample annually, and childcare centers must sample every two years.





## KEY COMPONENTS

- ▶ Drinking Water Management Plan
- ▶ Bottle Filling Stations
- ▶ Filters on all consumptive fixtures
- ▶ Testing

# Drinking Water Management Plan (DWMP)

- Required by Filter First law
- Consists of these elements
  - Fixture inventory & designation
  - A schedule for when each will occur:
    - Filter maintenance
    - Cartridge replacement
    - Annual water sampling
- Can include other items

The image shows the cover of a form titled "Drinking Water Management Plan for Schools". At the top, it features the EGLE logo (Michigan Department of Environment, Great Lakes, and Energy) and the "filter first" logo. Below the logos, the text "Clean Drinking Water Access Act" and "Drinking Water Management Plan for Schools" are visible. The form contains several fields for information, including School Building Name, School Building Code, Child Care License Number, School District, Responsible Staff Name, Responsible Staff Phone Number, Responsible Staff Title, School Year Plan Date, Responsible Staff Email Address, Annual Sampling Month, Update Plan Due-By Date, and Public Water System ID (PWSID).

Filtered bottle-filling stations must meet all the following:

- ▶ Connect to a building's cold water and drainage systems.
- ▶ Are certified to NSF/ANSI 53 for lead reduction and NSF/ANSI 42 for Class I particulate reduction.
- ▶ Have a light or other device to indicate filter cartridge replacement status.
- ▶ Are designed to fill water bottles or other containers for personal water consumption.
- ▶ Include a bubbler fixture that allows a user to drink directly from a stream of flowing water without the use of any accessory.
- ▶ Pair the flow rate through the filter to the specified flow rate of the filter cartridge
- ▶ Fit the intended installation location.
- ▶ A minimum of one station per 100 students.

## BOTTLE FILLING STATIONS

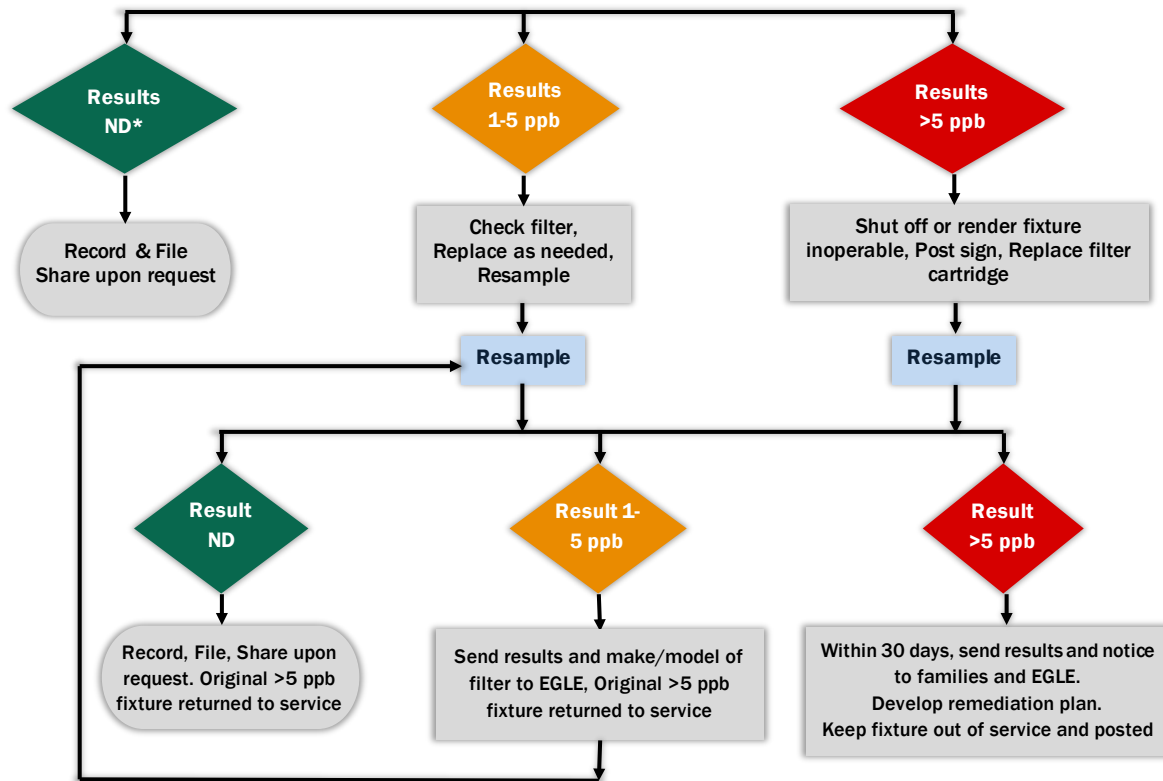




- ▶ Select filters for faucets used for consumption that:
  - ▶ Are certified to NSF/ANSI 53 for lead reduction and ANSI/NSF 42 for Class I for particulate reduction
  - ▶ Properly fit the existing faucet (or replace faucet)
- ▶ NOTE: Per the Filter First legislation, "Filtered faucets may be maintained only when the installation of a filtered bottle-filling station is not feasible but a water outlet for human consumption is necessary, **including, but not limited to, kitchens, nurses' stations, preschool classrooms, and teachers' lounges.**"

## FILTERS ON CONSUMPTIVE FIXTURES





# TESTING

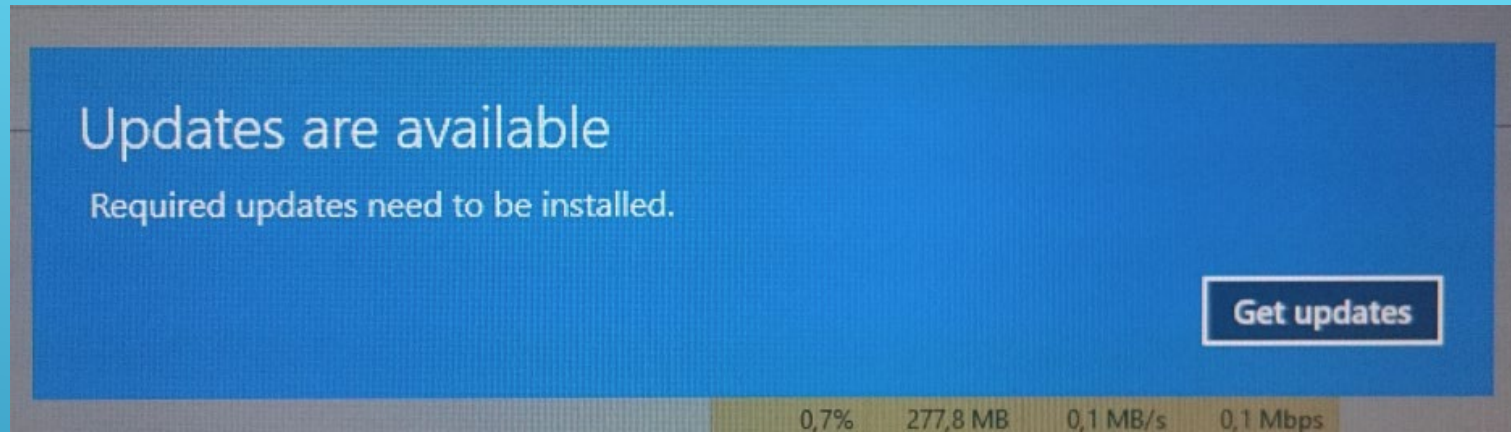
- ▶ Annually
- ▶ Every fixture
- ▶ Remediation efforts if failed test




By the end of the 2025-2026 School Year, each school shall:

- ▶ Have filters on all consumptive fixtures.
- ▶ Install all filtered bottle-filling stations (1 station per 100 occupants).
- ▶ Shut off or render permanently inoperable any water outlet providing water for human consumption that is not a filtered bottle-filling station or filtered faucet.
- ▶ Not install a drinking fountain unless it is a filtered bottle-filling station with a filter status light.
- ▶ Submit annually a certification of compliance to EGLE that certifies that the school has complied with the requirements of this act (testing)

## SUMMARY



- Grant awards have been posted on EGLE's website:  
<https://www.michigan.gov/egle/about/organization/drinking-water-and-environmental-health/school-drinking-water-program/filter-first/healthy-hydration-grant-application>
- Access to funds has not been determined. Funds will flow through MDE and will require a financial status report and copies of paid invoices that include specs on filters
- In-line filter guidance will come out in January
- DWMP is still due in January, but EGLE realizes that more info is needed, so recommendation is to do as much as possible
- EGLE hosting a webinar on January 15<sup>th</sup> at 9:00am

A yellow school bus is shown from a front-three-quarter view. The front of the bus has a large chrome grille and a digital display above the windshield that reads 'SCHOOL BUS'. The side of the bus is white with a yellow stripe and has 'FIRST STUDENT' written on it. A red stop sign is mounted on the side. The bus is parked on a paved surface with a clear blue sky in the background.

MEMBER SCHOOL DISTRICTS HAVE  
THE OPTION TO PURCHASE QUALITY  
BUSES AT COMPETITIVE PRICES  
WITHOUT DOING AN EXTENSIVE BID  
PROCESS – WE DO IT FOR YOU!

# 2024-25 MSBO BUS PURCHASE PROGRAM



# Program Basics

- MSBO issues an Invitation to Bid (ITB) to interested dealers
- MSBO organizes and compiles dealer proposals so districts can compare prices
- MSBO does NOT verify compliance with base bid specifications
- Districts can negotiate additional options directly with dealers
- Districts should consult legal counsel to ensure compliance with relevant laws & policies

# Important Dates

- October 14, 2024 – Phase I Program Opens
- February 14, 2025 – Phase I Program Closes
- March 3, 2025 – Phase II Program Opens\*
- July 31, 2025 – Phase II Program Closes

\*We do allow for a base bid price adjustment between phases





# Requirements

- In order to partially offset the cost of providing this program to you, the fee is \$125 for each bus ordered through this program, not to exceed \$1,250, for each school district per order per year.
- This fee shall be billed to your school district as a service charge after your order(s) has been processed to the dealer(s).
- The school district must have at least one (1) person with a fully-paid membership in MSBO in order to participate in the MSBO Bus Purchase Program

# Where To Start

- Visit the MSBO website:
  - Click the Support Services tab
  - Click Transportation
  - Click Bus Purchase Program
- Follow instructions under Help Menu to assist with:
  - Logging in/Requesting Account Set Up
  - Building Your Bus
  - Vendor Information
  - ITB Documents for Board Approvals
  - Sample Board Resolution
  - General Information





# Bus Options

- A-II: 20/24/30 Passenger
- Conventional: 47/53/65/71/77 Passenger
- Special Needs: 47/53/65/71/77 Passenger
- Transit: 78/84 Passenger
- EV Options for all
- 4 Manufacturers/Dealers:
  - Holland - Bluebird
  - Lion EV
  - Hoekstra – Thomas Built
  - Midwest Transit Equipment - Varied



A yellow school bus is parked on a paved surface. The front of the bus has a sign that says 'SCHOOL BUS'. The side of the bus has a sign that says 'FIRST STUDENT'. The bus is yellow with a white roof and black trim. There are several windows along the side. The background is a clear blue sky with some power lines visible.

# Questions?

Thank You!

Tim Peraino

[tperaino@msbo.org](mailto:tperaino@msbo.org)

517-327-5920