

Putting It Into Action

Presented By:

Janet Allen, SNS

Walled Lake Consolidated Schools


Cost of making a lunch???

What costs go into making a school lunch.....


Food: Entrée = \$.66



Food: Plus 1/4 c Fruit: \$.14



Food: Plus $\frac{1}{2}$ c Vegetable: \$.12



Food: Plus Milk: \$.21



Total Food Cost

- Entrée: \$.66
- + Fruit: \$.14
- + Vegetable: \$.12
- + Milk: \$.21

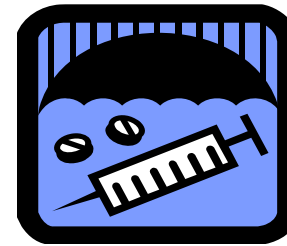
Food Cost \$1.13

Paper: Tray, Flatware, Napkin: \$.07



Labor per Lunch:

Employees + Benefits + FICA : \$1.15



Overhead per Lunch: \$.45

- Utilities
- Equipment Depreciation/
Repairs
- Garbage Disposal
- Custodial Supplies



Total Costs Per Lunch Add UP!

- Total Food Cost: \$1.13
- + Total Paper Cost \$.07
- + Total Labor \$1.15
- + Total Overhead \$.45

Total Costs per Lunch: \$2.80

New Fruit & Vegetable Requirements

Fruit: + $\frac{1}{4}$ cup	\$.10
Vegetable: + $\frac{1}{2}$ cup	\$ <u>.12</u>
Food Cost Increase/meal/day	\$.22
New Total Cost per Lunch:	\$3.02

New Lunch Requirements



New Meal Pattern Cost Increase

Daily Average Cost Increase per Meal \$.22

Daily Average Cost Increase per 1000 lunches: \$220.00

Weekly Average Cost Increase per 1000 lunches: \$1,100.00

Potential Annual Cost Increase per 1000 lunches:

\$37,400.00

Walled Lake Menu Comparison

Refer to spreadsheet